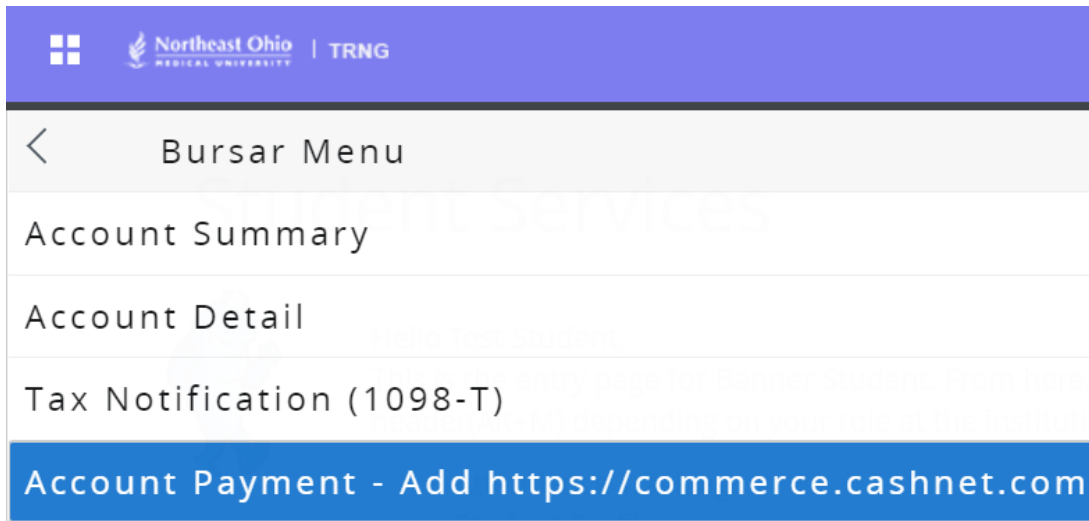
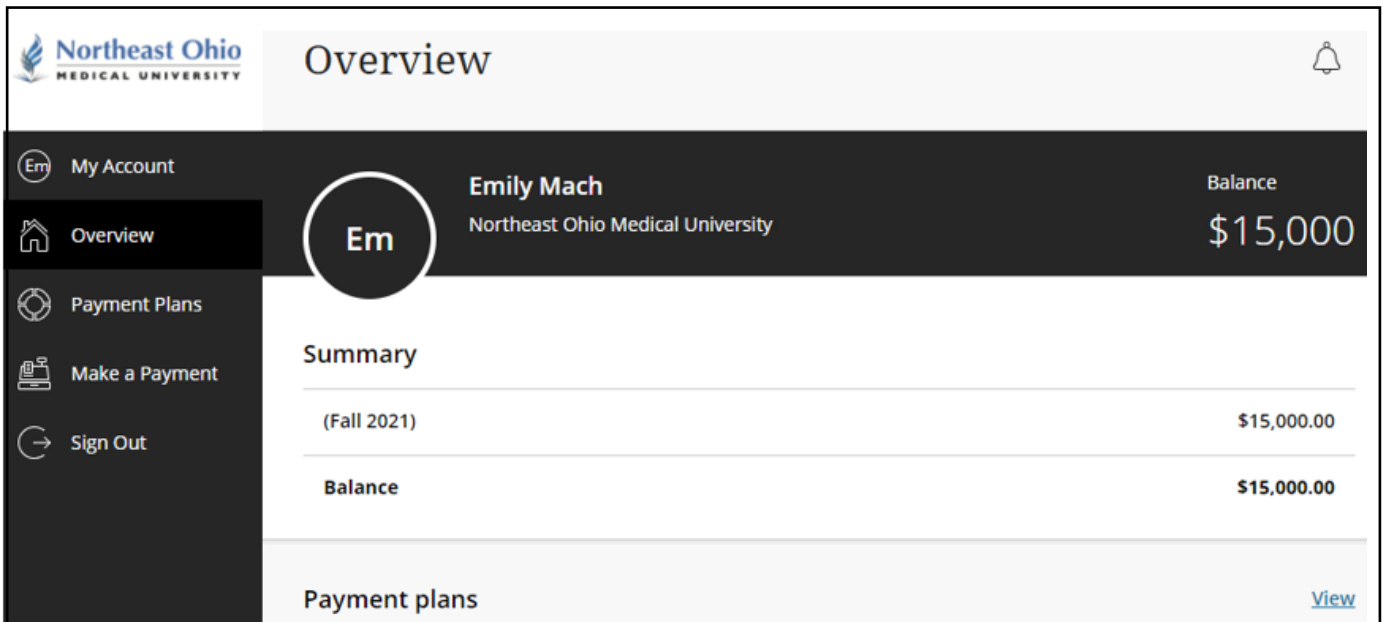


## How to Enroll in an Installment Payment Plan:

Access your Cashnet account by logging into your Student Self Service account at [apps.neomed.edu](https://apps.neomed.edu). Click on the four square icon (top left) > Student Service Links > Bursar Menu > Account Payment Link.



Once in Cashnet you will land on your home page where you can find multiple items including your current account balance and your installment payment plan options.



To enroll in an installment payment plan, click "View Payment Plan Options".

A side window will appear with details on your account balance applicable for the plan, your payment schedule (number of payments, payment amount, payment due date). Click "Enroll in plan" to proceed to the next page.

The screenshot displays a mobile application interface for enrolling in a payment plan. The main screen, titled "Payment Plans", shows the account ID "202180" and the plan name "Fall202180paymentplan". A large blue circular button prompts the user to "Choose your plan amount". Below this, it indicates "3 payments | \$35 enrollment fee". A text input field for the plan amount is set to "\$15,000.00", with a note that the minimum is \$100 and the maximum is \$15,000. At the bottom of the main screen are "Cancel" and "Enroll in plan" buttons.

The side window, titled "Payment Schedule", lists three payments:

- 1. \$5,000 Payment due 11/1/21
- 2. \$5,000 Payment due 12/1/21
- 3. \$5,000 Payment due 1/1/22

The side window also includes a "Plan Details" section with the following text:

**Enrollment fee:** There is an enrollment fee of **\$35, due upon enrollment**, to participate in this plan. This fee covers your school's administrative costs associated with the plan, and is in addition to the plan amount of **\$15,000**.

This plan is available to M1, P1, P2 and P3 students for the Spring and Maymester terms.

At the bottom of the side window are "Cancel" and "Enroll in plan" buttons.

You will then be prompted to read and accept the eSignature Disclosure.

## eSignature disclosure ✕

Consent to Electronic Delivery By clicking the "Accept" button, you consent to receive your payment authorization electronically. Certain laws require us to provide specific information to you in writing, which means you have a right to receive that information on paper. We may provide that information to you electronically if we obtain your consent to receive it electronically. You confirm your computer has the hardware and software requirements set out below. You agree your authorization has been provided to you and is considered to be delivered "in writing". We recommend you print this for your records. Hardware and Software Requirements to Access Disclosure In order to access and retain this electronic disclosure, you will need: \* A computer or other device with an Internet connection; \* A monitor or other device to view the disclosure using your internet browser; \* A current Internet web browser which is capable of supporting HTML and 128 bit TLS encryption; and \* Access to a computer operating system that can support these functions and software, and that has sufficient storage space for you to save the disclosure for later reference or an installed printer to print the disclosure. How to Withdraw Consent: You may withdraw your consent by contacting Customer Service 115 Munson Street New Haven, CT 06511. We will not impose any fee to process the withdrawal of your consent. Some required disclosures may be "one-time" disclosures for which your consent may not practically be withdrawn after receiving the initial electronic disclosure. Requesting Paper Copies: To request a paper copy of your authorization, contact us in writing at: Customer Service 115 Munson Street New Haven, CT 06511. If you request paper copies, we may charge you a service fee of \$5.00 per request.

**Accept**

The next window is an overview of your enrollment fee, payment schedule and terms and conditions.

Overview 🖨

## Payment Plan Enrollment

Agreement ● ● ●

**\$15,000**  
You've opted to enroll this amount in 202180: Fall202180paymentplan

Review the finance information, payment schedule, and terms and conditions below.

ANNUAL PERCENTAGE RATE The cost of your credit as a yearly rate.	FINANCE CHARGE The dollar amount the credit will cost you.	Amount Financed The amount of credit provided to you or on your behalf.	Total of Payments The amount you will have paid after you have made all payments as scheduled.
<b>1.78%</b>	<b>\$35</b>	<b>\$15,000</b>	<b>\$15,035</b>

## Payment Schedule

1	\$5,000	Payment due 11/1/21
2	\$5,000	Payment due 12/1/21
3	\$5,000	Payment due 1/1/22

**Late charge:** If a payment is late, you will be charged a fee as specified in the Terms and Conditions.

**Prepayment:** If you pay off early, you will not be entitled to a refund of the finance charge.

See your terms and conditions for any additional information about nonpayment, default, any required repayment in full before the scheduled date, and prepayment refunds and penalties.

## Itemization of Amount Financed


Amount paid on your account: **\$15,000**

After you have reviewed everything and would still like to enroll in the installment payment plan you must check that you agree to the terms and conditions that govern the payment plan and click continue.

You must now pay your \$35 enrollment fee via credit/debit card (2.75% convenience fee) or electronic check (free of charge).

**Enrollment fee amount**  
\$35

**\* Payment method**  
New credit or debit card



**\* Card number**

(i) Card number required

**\* Expiration date**  **\* Security code**

**\* Zip/Postal code**

International cardholders may input "N/A"

Save card for future use

**Enrollment fee amount**  
\$35

**\* Payment method**  
New bank account

**\* Account holder name**

(i) Account holder name required

**\* Account type**  
 Checking  
 Savings

**\* Routing transit number**

**\* Bank account number**  **\* Confirm bank account number**

Save bank account for future use

Before proceeding, verify the information provided in the previous screen and click Pay \$35.

Last step! Let's make sure we have your correct information.


<b>Email address</b>	emach@neomed.edu	
----------------------	------------------	--

All notifications regarding this payment plan will be sent to the email address(es) saved in your profile.


**Summary**

<b>202180: Fall202180paymentplan</b>	
Enrollment fee	\$35.00
<b>Total</b>	<b>\$35.00</b>

**Payment details** [Change](#)

<b>Card number</b>	.... .. 4444	
<b>Expiration date</b>	03 / 23	
<b>Zip/Postal code</b>	12345	

This site is protected by reCAPTCHA and the Google [Privacy Policy](#) and [Terms of Service](#) apply.

 Secure encrypted payment

Once the payment is accepted you will get a confirmation screen that lets you know that you are now enrolled in the installment payment plan, when your first installment is due and that your enrollment fee was processed.



\$35

**Thanks for your payment! You're now enrolled in 202180:  
Fall202180paymentplan**

First installment: 11/1/21  
Payment amount: \$5,000


The enrollment confirmation and payment receipt [#1092](#) were sent to:  
**emach@neomed.edu**


Your overview page will now show details about your payment plan.

### Summary

(Fall 2021)	\$15,000.00
202180: Fall202180paymentplan	\$15,000.00
Next payment due 11/1/21	\$5,000.00
<b>Balance</b>	<b>\$30,000.00</b>
Minimum due	\$5,000.00

**Payment plans** [View](#)

Plan	Paid	Remaining
 202180: Fall202180paymentplan	\$0	\$15,000

 **Set up auto pay**  
Make your payments on time and avoid late fees!

When you make a payment clear out the first box with your total balance to only pay the amount you owe through the payment plan. Click continue at the bottom of the screen to enter your payment information.

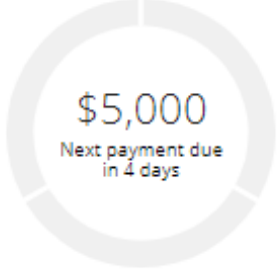
### (Fall 2021)

**Amount**

Maximum \$15,000


Balance \$15,000

### 202180: Fall202180paymentplan



Paid \$0 | Remaining \$15,000

**Amount**

Maximum \$15,000

Due 11/1/21 \$5,000      Balance \$15,000

From your overview page, you can also enroll in automatic payments. After agreeing to the terms and conditions, click continue to enter your payment information. If you chose to setup automatic payments you will be prompted to review the installment plan and payment information, then click submit. If you did not save your payment methods from the enrollment fee payment you will be prompted to enter your payment information first.

### Service charge ✕

This site is owned and operated by Transact Campus, Inc. If you choose to make a payment by using Transact Campus SmartPay, you will be charged a service charge for each payment as shown below. This charge is assessed by Transact Campus, Inc. Service charges are included in your transaction and are paid directly to Transact Campus, Inc. Service charges are non-refundable.

#### Payment Schedule

- 1**    \$5,000 + \$137.50 service charge = **\$5,137.50**  
Payment scheduled 11/1/21 | Payment due 11/1/21

---

- 2**    \$5,000 + \$137.50 service charge = **\$5,137.50**  
Payment scheduled 12/1/21 | Payment due 12/1/21

---

- 3**    \$5,000 + \$137.50 service charge = **\$5,137.50**  
Payment scheduled 1/1/22 | Payment due 1/1/22

---

I acknowledge that I have read and accept the terms and conditions of the Transact Campus, Inc. user agreement and I understand that my transaction includes a non-refundable service charge for each payment for the use of Transact Campus SmartPay. [View terms and conditions](#)

A confirmation screen for enrolling in automatic payments will be displayed with pertinent information. From there you can click return to your overview page.



**Success! Auto pay is now set up for 202180:  
Fall202180paymentplan**

First scheduled payment: 11/1/21  
Payment amount: \$5,137.50

The set up confirmation was sent to:  
emach@neomed.edu