



CRISIS INTERVENTION TEAM

TRAINING REPORT

MAY 2000 – MARCH 2026



**CRIMINAL JUSTICE
COORDINATING CENTER**
of EXCELLENCE
A NEOMED CCoE

Contents

PREFACE	3
ADDITIONAL NOTES ON THIS REPORT	4
A NOTE FROM THE EXECUTIVE DIRECTOR.....	5
EXECUTIVE SUMMARY	6
MAP OF CIT TRAINING SATURATION BY LAW ENFORCEMENT AGENCIES.....	8
ADAMS • LAWRENCE • SCIOTO.....	9
ALLEN • AUGLAIZE • HARDIN	10
ASHTABULA	11
ATHENS • HOCKING • VINTON	12
BELMONT • HARRISON • MONROE.....	13
BROWN	14
BUTLER	15
CARROLL • TUSCARAWAS	16
CHAMPAIGN • LOGAN.....	17
CLARK • GREENE • MADISON.....	18
CLERMONT.....	19
CLINTON • WARREN.....	20
COLUMBIANA.....	21
COSHOCTON • GUERNSEY • MORGAN • MUSKINGUM • NOBLE • PERRY	22
CRAWFORD • MARION	23
CUYAHOGA	24
DARKE • MIAMI • SHELBY	25
DEFIANCE • FULTON • HENRY • WILLIAMS.....	26
DELAWARE • MORROW	27
ERIE • HURON • OTTAWA • SANDUSKY • SENECA • WYANDOT.....	28
FAIRFIELD	30
FAYETTE • HIGHLAND • PICKAWAY • PIKE • ROSS.....	31
FRANKLIN	32
GALLIA • JACKSON • MEIGS	33
GEAUGA	34
HAMILTON.....	35
HANCOCK	36
HOLMES • WAYNE	37
JEFFERSON	38
KNOX • LICKING	39
LAKE.....	40
LORAIN.....	41
LUCAS	42
MAHONING	43
MEDINA	44
MERCER • PAULDING • VAN WERT	45

MONTGOMERY	46
PORTAGE	47
PREBLE	48
RICHLAND	49
STARK	50
SUMMIT	51
TRUMBULL	52
UNION	53
WASHINGTON	54
WOOD	55
ASHLAND • PUTNAM	56
OHIO DEPARTMENT OF REHABILITATION & CORRECTIONS	57
ACTIVE SWORN OFFICER COUNT APRIL 2022	58
OHIO CIT PROGRAM COORDINATOR DIRECTORY	59

Preface

This report is a historical record of all professionals trained in the Crisis Intervention Team (CIT) Patrol Officer Training Course from 2000-2026 and demonstrates the strength of the CIT Model and the Ohio CIT Core Elements.

This section explains the various images, icons, and abbreviations used in this document. The executive summary illustrates aggregate statewide training progress. Following this, the content of this report is then organized alphabetically by Ohio counties and their CIT Program. In Ohio CIT programs generally fall within the organization of Ohio's Association of County Behavioral Health Authorities fifty board areas. CIT training records for communities without an active program, as well as the Ohio Department of Rehabilitation and Correction (ODRC), are located on the final pages. A CIT program coordinator directory is located at the very end of this report.

Along the top of each page are the CIT program county or counties, listed along with the primary CIT Program Coordinator(s). Stepping Up Initiative counties appear in green boxes, otherwise counties appear in blue boxes. Tables within these boxes show law enforcement agencies' sworn officer training counts. Program details and corresponding county training statistics are provided in a narrative below county tables. Sequential Intercept Model (SIM) mapping workshops performed by the Criminal Justice Coordinating Center of Excellence (CJ CCoE) are included in the narrative. For applicable counties, CIT Program Peer Reviews are marked by a gold star with an illuminated outline. Counties who were reviewed outside of their CIT Program have the county indicated under the gold star. At the bottom of each program page, a bar graph shows the count of all professions who have taken a CIT Patrol Officer Training Course, regardless of whether they were trained while employed at an Ohio Peace Officer Training Commission (OPOTC) agency.

This report uses law enforcement agencies listed in the *Active Agencies* section of the Attorney General's Office online public records resource¹ for March 2026. This list firmly places agencies in one county even if a jurisdiction crosses county lines. Sworn officers' training data are counted in the agency they were employed at the time of their training, not accounting for agency transfers or training outside of their county of employment. Earlier editions of this report showed progress for CIT programs using a running count. In the migration to a comprehensive trainee database, we used original rosters to prove attendance. Subsequently, in some areas of Ohio, we found higher numbers of trained officers left unmatched to rosters in our archives. Those differences are preserved in any applicable law enforcement agency.

Key elements to remember for each CIT Program page:

- ✓ Law enforcement agency totals in **red** are those with higher counts of sworn officers left unmatched to rosters in our archives.
- ✓ New or newly participating law enforcement agencies are in **blue** text.
- ✓ Counties are in **blue** boxes, unless they have made a Stepping Up Initiative commitment in which case they appear in **green** boxes.
- ✓ Lastly, at the bottom of each program page, *CIT Participation by Profession* bar graphs include all professions who have taken the full Patrol Officer Training course from any agency regardless of whether it is recognized by O.P.O.T.C.

¹ <https://opota.ohioattorneygeneral.gov/PublicRecords>

Additional Notes on this Report

Please notify us if you see omissions/errors. We do our best to ensure that information is complete, although it is a work in progress.

Professions mentioned in this report:

Sworn Officer	Commissioned to enforce local, state, federal law
Public Safety Telecommunicator	Also known as dispatchers, supervisors of dispatchers
EMS/Fire	EMS-Emergency Medical Service
Probation	Officers who supervise as part of sentencing
Parole	Officers who supervise after a prison sentence
Military	Any U.S. military branch
Court Personnel	Judge, Lawyer, Bailiff, Prosecutor, Court Reporter
Social/Caseworker	Social worker, Case worker, includes supervisors
Corrections Officer	Includes corrections work at any jail-based agency
Protective Services/Security	Private industry, for-hire security roles
Admin/Board Member	Admin-Administrative Role
MH/TX/Counselor	MH-Mental Health, TX-Treatment
RN/DR/Caregiver	RN-Registered Nurse, DR-Doctor
Educator/Instructor	Teachers, professors, course instructors
Faith-based	Clergy, chaplain, pastor
Peer/Liv Exp	Peers, individuals with lived experience including family
Community Responders/MCR	Mobile crisis response, co-responders
Other/Unknown	Other professions that do not fit into specified categories

Agency references in use:

Air/Transportation	Airports and public transit
County Board	Mental health, developmental disabilities, or substance-use focused board
EMS/Fire/EM	EMS-Emergency Medical Service, Fire Departments, EM-Emergency Management
GOVT/Courthouse	GOVT- government entities beyond law enforcement agencies
Hospital/HC/TX Ctr	HC-Healthcare organization, TX Ctr-Treatment Center
Jail/Corrections*	County or city facilities, including community corrections, public and private, *state prison facility data are on pg. 57
K-12	Kindergarten through high school
Parks/Recreation	Parks-PkD, includes public parks and private amusement parks
Police Department	Abbreviated as PD, local law enforcement agency
Private/NP	Private-citizen or business enterprise, NP-Not for Profit
Sheriff's Office	Abbreviated as CSO, local law enforcement agency
University/College/Academy	University-Univ, includes community colleges, trade schools
Mobile Crisis/Co-Response	Interdisciplinary team providing on-site crisis supports

A Note from the Executive Director

The Crisis Intervention Team (CIT) is a community partnership program with law enforcement, mental health, community, and advocacy partnerships. The CIT Model was first developed in Memphis, TN in 1988 and was implemented in two Ohio counties in 2000.

The CIT Core Elements exist to support and guide CIT Programs toward success. The basic goals of a Crisis Intervention Team are to improve officer and consumer safety and redirect individuals with mental illness from the criminal justice system to the health care system.

One core element of CIT is training. The training element of the CIT program is based on the Crisis Intervention Team Patrol Officer Training Course, which educates law enforcement and first responders on how to assist individuals living with mental illness who are experiencing a crisis in the community. This is typically a 40-hour, community-based course designed to increase knowledge and understanding of mental illness, decrease stigma and increase empathy for those with an illness, introduce community resources and partners that can assist in effective responses to community members, and build listening, communication, and de-escalation skills that are effective in encounters with individuals in mental health crises.

Today, all 88 Ohio counties have participated in CIT training, although a handful of counties have not implemented fully operational programs which incorporate additional core elements. Ohio is striving for all communities to have access to effective and specialized law enforcement responses for individuals and families experiencing mental health crises, when such a response is necessary, and for all law enforcement officers to have adequate training and support to best serve community members with mental illness and their families. This report is limited to the training element of our Ohio programs. If you are interested in learning more about CIT, enhancing an existing CIT, or developing a CIT, please contact the Criminal Justice Coordinating Center of Excellence at cjccoe@neomed.edu.



"IF YOU WANT CIT TO LAST IN YOUR COMMUNITY YOU ABSOLUTELY, POSITIVELY NEED A LONG-LASTING PARTNERSHIP BETWEEN LAW ENFORCEMENT, MENTAL HEALTH SERVICES, AND ADVOCACY/CONSUMER GROUPS."

**-MICHAEL S. WOODY, RETIRED LIEUTENANT,
FORMER CJ CCoE LAW ENFORCEMENT LIAISON, AND CIT CHAMPION**

Executive Summary

In Ohio, CIT training has equipped thousands of individuals with skills to assist those experiencing mental health crises. Based on training rosters submitted to the CJ CCoE, we can confirm **18,419 sworn personnel** trained in CIT and an additional **10,413 professionals** trained across Ohio's 88 counties and beyond. Ohio's CIT programs have trained a total of **29,307 people**. Of these, 5,378 personnel are trained in the Ohio Department of Rehabilitation and Corrections CIT Program and another 49 individuals who traveled across the globe to attend one of our training courses. According to 2025 Ohio Attorney General's Office records, there are 942 law enforcement agencies; of those **83% (783) have participated in CIT training**, leaving 160 agencies (17%) that have not yet participated in CIT.

CIT Patrol Officer Training Course -
Individuals Trained Annually*
May 2000 - December 2025

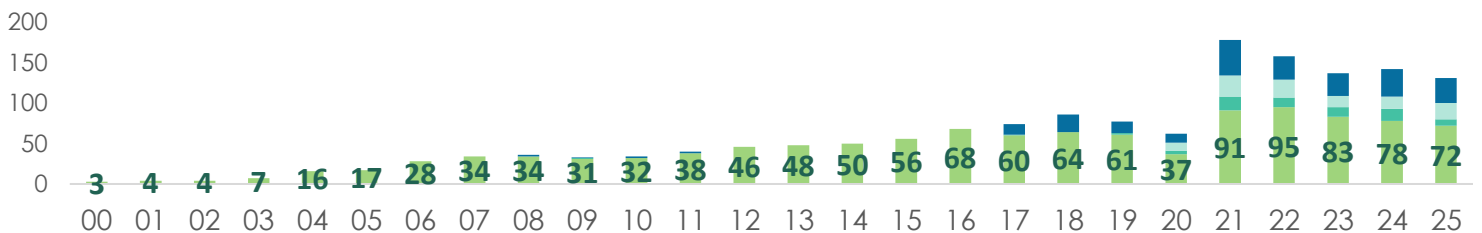


*Training dates are missing or unknown for 851 individuals and are not reflected in the chart above.

From May of 2000 through the end of 2025, CIT programs and community partners have held approximately 1,569 CIT training courses. Patrol Officer Training Course numbers are indicated on this graph; all others are shown here as unlabeled sections.

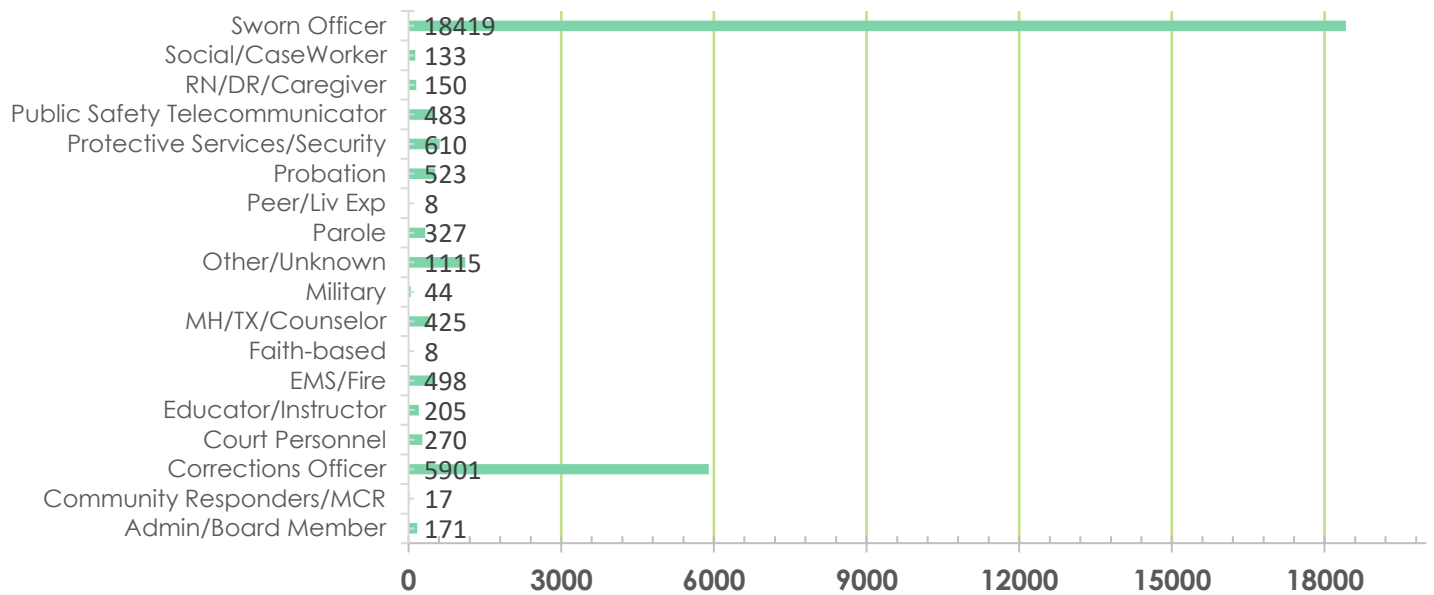
Annual Training Counts
May 2000 - December 2025

- Role-specific (PST, EMS, Probation, Parole, Corrections, Mental Health)
- Advanced
- Refresher
- Patrol Officer Training Course



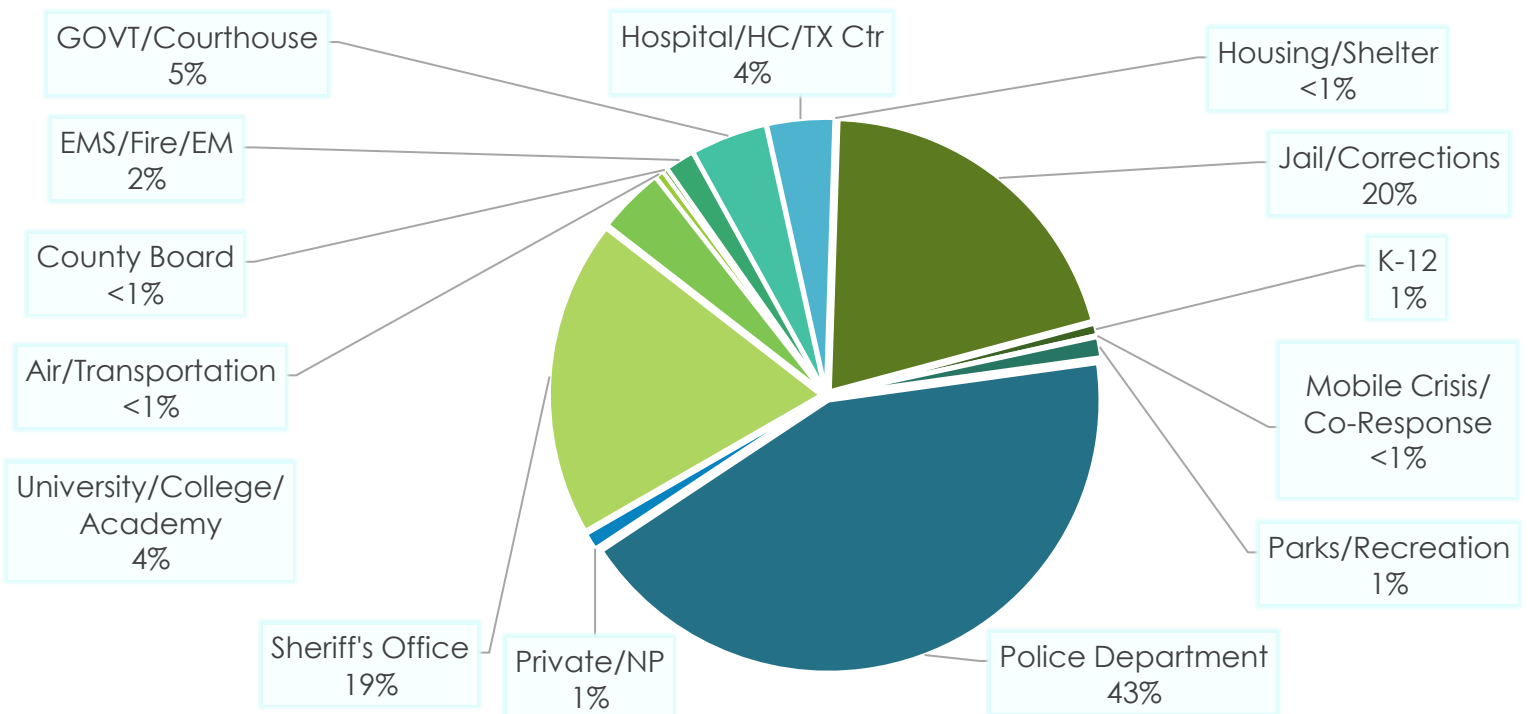
Originally and for a number of years, the primary audience of the CIT Patrol Officer Training Course was law enforcement. As CIT programs have grown and evolved in Ohio, we have witnessed an increase in a variety of professions who value the experience of this training: public safety telecommunicators, emergency medical technicians, and corrections personnel, to name a few. Of all CIT training courses, this is the course most frequently attended, adding to the character and depth of CIT programs by equipping law enforcement with support personnel throughout the community and their local crisis response system. In this growth, we can also see a variety of agency types that participate in training. See charts below.

Participation by Profession May 2000 - March 2026



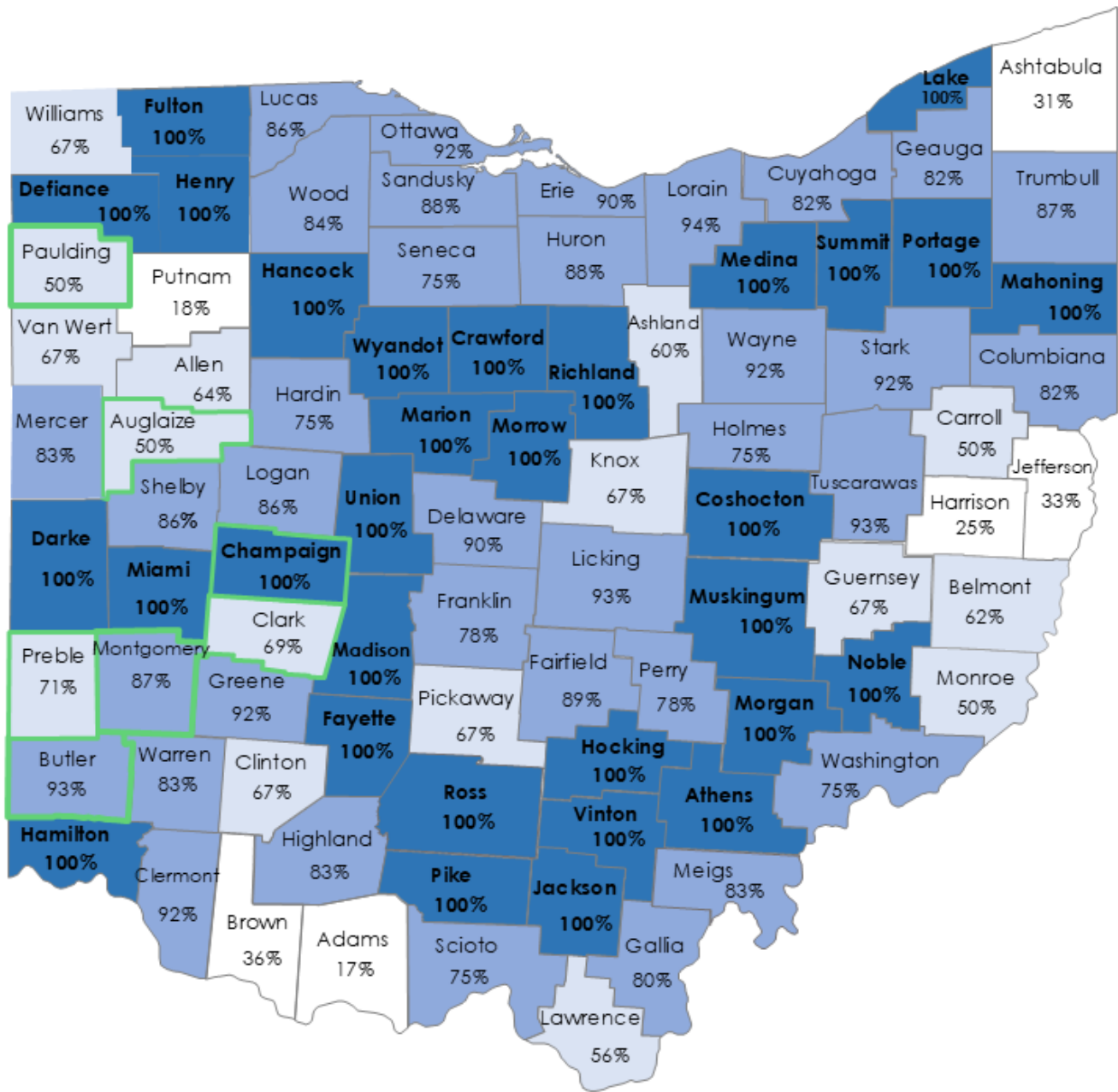
*Prison-based data for the Ohio Department of Rehabilitation and Corrections is located on page 57.

Participation by Agency Type May 2000 - March 2026



Map of CIT Training Saturation by Law Enforcement Agencies

May 2000 – March 2026



This map illustrates both the status of historic participation and increased participation of law enforcement agencies in CIT. The counties with a green border have had an increase in law enforcement agency participation within the last two reporting periods. Each county's law enforcement agencies' historic participation is shown as a percentage.

100%	31 Counties
75% - 99%	35 Counties
50% - 74%	16 Counties
17% - 49%	6 Counties

Adams • Lawrence • Scioto

CIT Coordination: Amy Hamm

Adams County CIT-Trained Sworn Officers by Department

Adams CSO	9
Manchester PD	0
Peebles PD	0
Seaman PD	0
W Union PD	0
Winchester PD	0

Lawrence County CIT-Trained Officers by Department

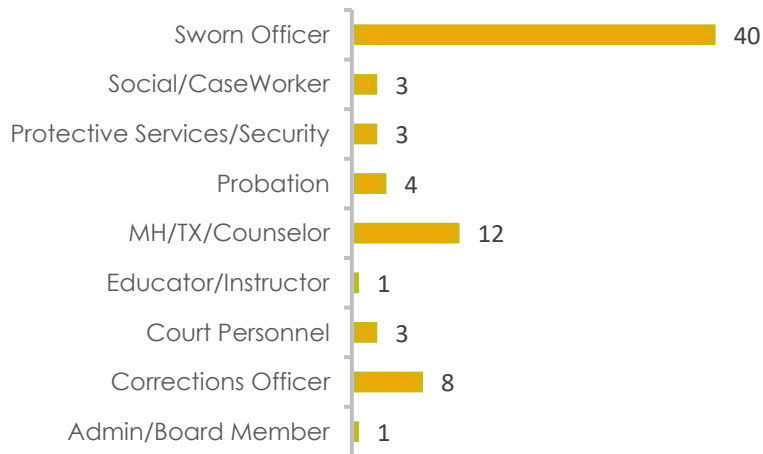
Athalia PD	0
Chesapeake PD	2
Coal Grove PD	0
Hanging Rock PD	0
Ironton PD	5
Lawrence CSO	8
Proctorville PD	1
S Point PD	2
Union TWP PD	0

Scioto County CIT-Trained Officers by Department

New Boston PD	0
Portsmouth PD	33
Scioto CSO	5
Shawnee St Univ	5

The Adams, Lawrence, Scioto CIT Program conducts 32-hour courses. On record at the CJ CCoE, we have the first course occurring in 2015 and the latest, in 2026. In Adams County there are 9 CIT-trained officers on record. They encompass 6 law enforcement agencies, of which, 1 has participated. In Lawrence County there are 18 CIT-trained officers on record. They encompass 9 law enforcement agencies, of which 5 have participated. In Scioto County there are 43 CIT-trained officers on record. They encompass 4 law enforcement agencies, of which 3 have participated.

CIT PARTICIPATION BY PROFESSION



Allen • Auglaize • Hardin

CIT Coordination: Sergeant Dan Harmon (Retired)

Allen County CIT-Trained Officers by Department

Allen CSO	49
American TWP PD	1
Bluffton PD	15
Delphos PD	3
Elida PD	0
Johnny Appleseed PkD	3
Lima Memorial Hosp	0
Lima PD	28
Lima PkD	1
Marion TWP PD	0
Perry TWP PD	0
Shawnee TWP	1
Spencerville PD	0

Auglaize County CIT-Trained Officers by Department

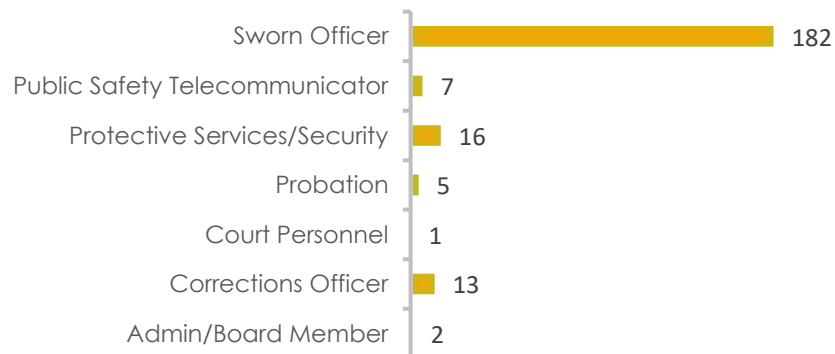
Auglaize CSO	27
Cridersville PD	1
Minster PD	0
New Bremen PD	9
New Knoxville PD	0
St Mary's PD	9
Wapakoneta PD	2
Waynesfield PD	0

Hardin County CIT-Trained Officers by Department

Ada PD	8
Forest PD	2
Hardin CSO	11
Kenton PD	0

The Allen, Auglaize, Hardin CIT Program conducts 40-hour courses. On record at the CJ CCoE, we have the first course occurring in 2012 and the latest, in 2026. In Allen County there are 111 CIT-trained officers on record. They encompass 14 law enforcement agencies, of which 9 have participated. In Auglaize County, there are 48 CIT-trained officers on record. They encompass 8 law enforcement agencies, of which 4 have participated. In Hardin County there are 21 CIT-trained officers on record. They encompass 4 law enforcement agencies, of which 3 have participated.

CIT PARTICIPATION BY PROFESSION



Ashtabula

CIT Coordination: Kaitie Park-Hart

Ashtabula County CIT-Trained Officers by Department

Andover PD	0
Ashtabula PkD	0
Ashtabula CSO	0
Ashtabula PD	0
Conneaut PD	0
Geneva PD	1
Geneva o-t Lk PD	4
Jefferson PD	0
N Kingsville PD	0
Orwell Village PD	2
Roaming Shores PD	0
UH Conneaut Med Ctr	0
UH Geneva Med Ctr PD	1

The Ashtabula CIT Program plans to conduct 40-hour courses. On record at the CJ CCoE, we have that their first course will occur in 2026. In Ashtabula County there are 8 CIT-trained officers on record. They encompass 13 law enforcement agencies, of which 4 have participated.

CIT PARTICIPATION BY PROFESSION



Athens • Hocking • Vinton

CIT Coordination: Sherri Tyree & Lieutenant Stephen Nofzt

Athens County CIT-Trained Officers by Department

Albany PD	4
Amesville PD	1
Appalachian BH PD	15
Athens CSO	46
Athens PD	45
Coolville PD	1
Glouster PD	5
Nelsonville PD	25
OH Univ	46

Hocking County CIT-Trained Officers by Department

Hocking CSO	34
Logan PD	11

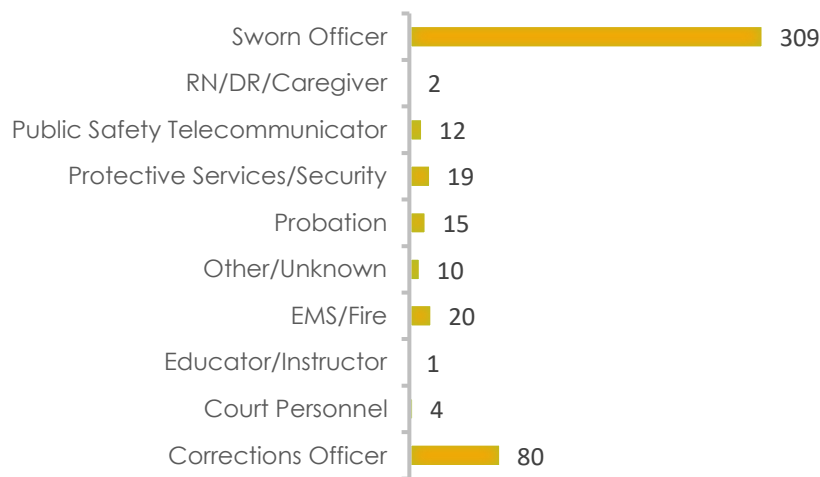
Vinton County CIT-Trained Officers by Department

Hamden PD	1
McArthur PD	5
Vinton CSO	8

The Athens, Hocking, Vinton CIT Program conducts 40-hour courses. On record at the CJ CCoE, we have the first course occurring in 2000 and the latest, in 2025. In Athens County there are 207 CIT-trained officers on record. They encompass 9 law enforcement agencies, and all have participated. In Hocking County there are 45 CIT-trained officers on record. They encompass 2 law enforcement agencies, and all have participated. In Vinton County there are 14 CIT-trained officers on record. They encompass 3 law enforcement agencies, and all have participated. In 2017, the CJ CCoE conducted an adult mental health SIM mapping in Athens County.



CIT PARTICIPATION BY PROFESSION



Belmont • Harrison • Monroe

CIT Coordination: Patty Allen

Belmont County CIT-Trained Officers by Department

Barnesville PD	1
Bellaire PD	1
Belmont CSO	24
Belmont PD	0
Bethesda PD	3
Bridgeport PD	0
Flushing PD	1
Martins Ferry PD	2
Pease TWP PD	0
Powhatan Point PD	0
Richland TWP PD	2
St Clairsville PD	9
Shadyside PD	0

Harrison County CIT-Trained Officers by Department

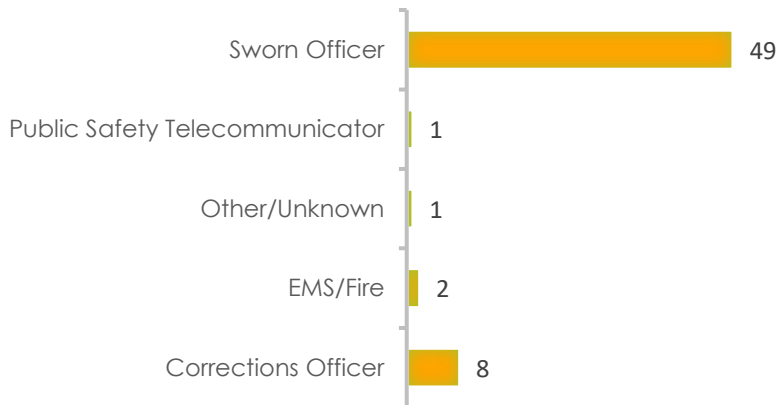
Cadiz PD	0
Harrison CSO	3
Jewett PD	0
New Athens PD	0

Monroe County CIT-Trained Officers by Department

Monroe CSO	2
Woodsfield PD	0

The Belmont, Harrison, Monroe CIT Program conducts 40-hour courses. On record at the CJ CCoE, we have the first course occurring in 2013 and the latest, in 2023. In Belmont County there are 43 CIT-trained officers on record. They encompass 13 law enforcement agencies, of which 8 have participated. In Harrison County there are 3 CIT-trained officers on record. They encompass 4 law enforcement agencies, of which, 1 has participated. In Monroe County there are 2 CIT-trained officers on record. They encompass 2 law enforcement agencies, of which 1 has participated.

CIT PARTICIPATION BY PROFESSION



Brown

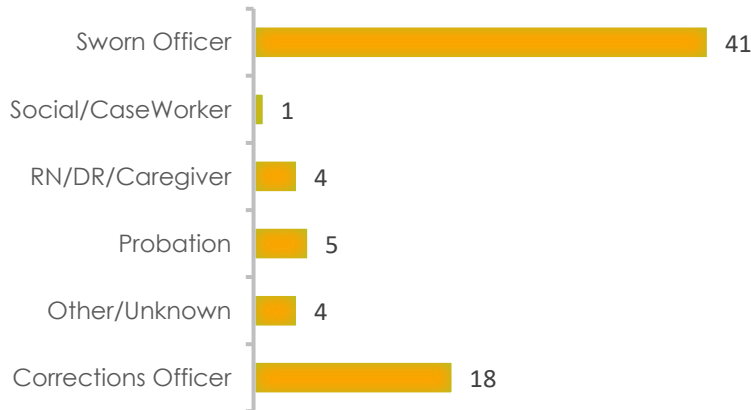
CIT Coordination: Deanna Vietze

Brown County CIT-Trained Officers by Department

Aberdeen PD	0
Brown CSO	66
Fayetteville PD	1
Georgetown PD	6
Hamersville PD	0
Higginsport PD	0
LK Waynoka PD	0
Mt Orab PD	8
Ripley PD	0
Russellville PD	0
Sardinia PD	0

The Brown CIT Program conducts 32-hour courses. On record at the CJ CCoE, we have the first course occurring in 2010 and the latest, in 2022. In Brown County there are 81 CIT-trained officers on record. They encompass 11 law enforcement agencies, of which 4 have participated.

CIT PARTICIPATION BY PROFESSION



Butler

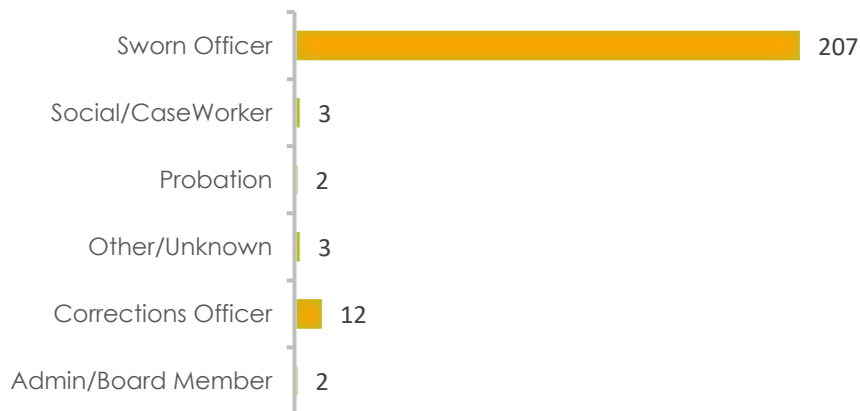
CIT Coordination: Rhonda Benson & Officer Matthew Kellum

Butler PkD	2
Butler CSO	27
Fairfield PD	59
Fairfield TWP PD	24
Hamilton PD	6
Miami Univ	2
Middletown PD	11
Monroe PD	26
New Miami PD	1
Oxford PD	13
Oxford TWP PD	0
Ross TWP PD	2
Seven Mile PD	0
Trenton PD	15
W Chester PD	21

The Butler CIT Program conducts 40-hour courses. On record at the CJ CCoE, we have the first course occurring in 2019 and the latest, in 2025. In Butler County there are 209 CIT-trained officers on record. They encompass 15 law enforcement agencies, of which 13 have participated. In 2014 and 2021, the CJ CCoE conducted an adult mental health SIM mapping.



CIT PARTICIPATION BY PROFESSION



Carroll • Tuscarawas

CIT Coordination: Jenna M. Kanter

Carroll County CIT-Trained Officers by Department

Carroll CSO	5
Carrollton PD	0

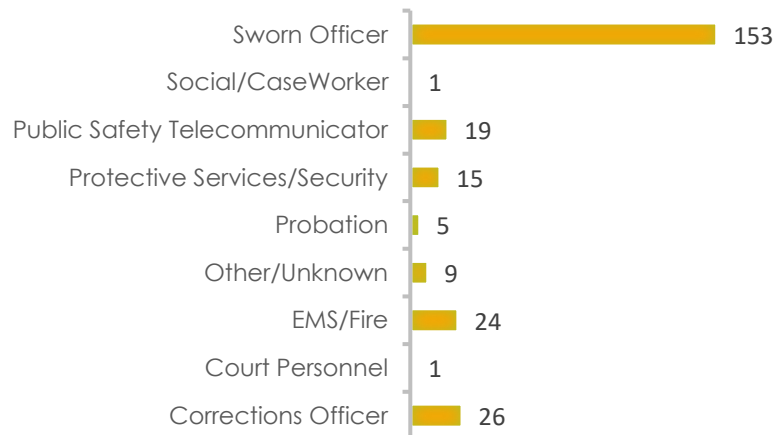
Tuscarawas County CIT-Trained Officers by Department

Bolivar PD	1
Dennison Village PD	1
Dover PD	14
Gnadenhutten PD	3
Midvale PD	3
Muskingum Water Cons Dist.	12
New Philadelphia PD	16
Newcomerstown PD	4
Port Washington PD	1
Roswell PD	0
Strasburg PD	5
Sugarcreek PD	7
Tuscarawas CSO	51
Tuscarawas PD	2
Uhrichsville PD	12

The Carroll, Tuscarawas CIT Program conducts 40-hour courses. On record at the CJ CCoE, we have the first course occurring in 2016 and the latest, in 2026. In Carroll County there are 5 CIT-trained officers on record. They encompass 2 law enforcement agencies, of which 1 has participated. In Tuscarawas County there are 137 CIT-trained officers on record. They encompass 15 law enforcement agencies, of which 14 have participated. In 2015, the CJ CCoE conducted an adult mental health SIM mapping in Tuscarawas County.



CIT PARTICIPATION BY PROFESSION



Champaign • Logan

CIT Coordination: Sarah Ferguson & Chief Joe Freyhof

Champaign County CIT-Trained Officers by Department

Champaign CSO	28
Mechanicsburg PD	16
N Lewisburg PD	1
Urbana PD	34

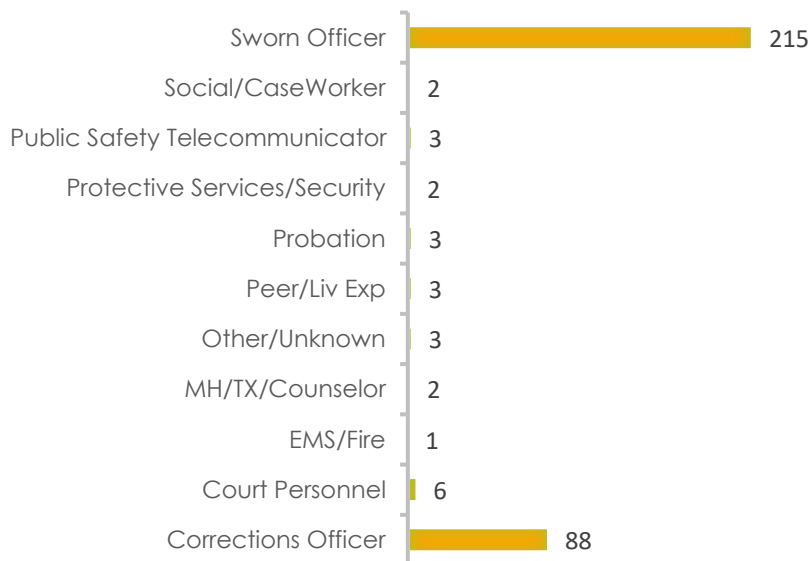
Logan County CIT-Trained Officers by Department

Bellefontaine PD	51
De Graff PD	1
Logan CSO	54
Russells Point PD	10
Washington TWP PD	3
W Liberty PD	8
W Mansfield PD	0

The Champaign, Logan CIT Program conducts 40-hour courses. On record at the CJ CCoE, we have the first course occurring in 2008 and the latest, in 2026. In Champaign County there are 79 CIT-trained officers on record. They encompass 4 law enforcement agencies, and all have participated. In Logan County there are 127 CIT-trained officers on record. They encompass 7 law enforcement agencies, of which 6 have participated. In 2019, the CJ CCoE conducted an adult mental health SIM mapping and in 2023 they conducted a juvenile mental health SIM mapping in Champaign County. In 2019, the CJ CCoE conducted an opiate SIM mapping and in 2025 they conducted a juvenile mental health SIM mapping in Logan County.



CIT PARTICIPATION BY PROFESSION



Clark • Greene • Madison

CIT Coordination: Detective Adam Kempf (Retired)

Clark County CIT-Trained Officers by Department

Catawba PD	0
Clark CSO	90
Clark PkD	0
Donnelsville PD	0
Enon PD	9
German TWP PD	2
N Hampton PD	3
S Charleston PD	10
S Vienna PD	0
Springfield PD	83
Springfield Med Ctr	0
Tremont PD	1
Wittenberg Univ	5

Greene County CIT-Trained Officers by Department

Beavercreek PD	42
Bellbrook PD	13
Cedarville PD	2
Central State Univ	4
Fairborn PD	47
Greene CSO	69
Greene PkD	5
Jamestown PD	0
Sugarcreek TWP PD	2
Wilberforce Univ	2
Wright State Univ	23
Xenia PD	46
Yellow Springs PD	21

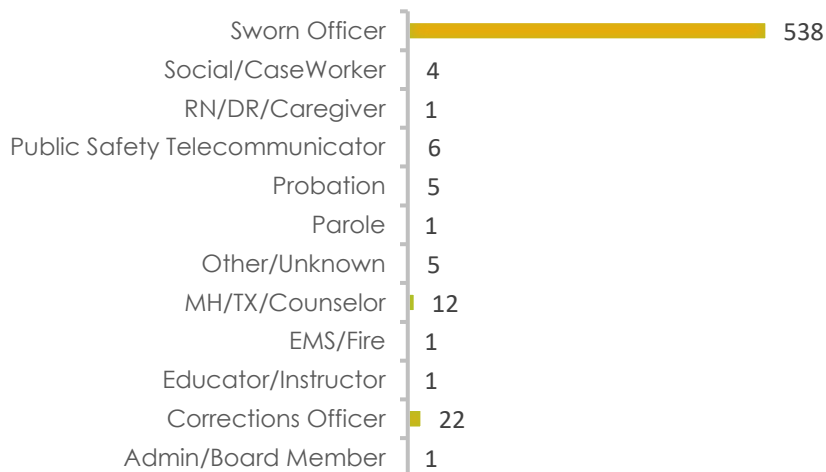
Madison County CIT-Trained Officers by Department

AGO BCI&I	9
London PD	24
Madison CSO	46
Plain City PD	12
W Jefferson PD	5

The Clark, Greene, Madison CIT Program conducts 40-hour courses. On record at the CJ CCoE, we have the first course occurring in 2006 and the latest, in 2025. In Clark County there are 203 CIT-trained officers on record. They encompass 13 law enforcement agencies, of which 8 have participated. In Greene County there are 276 CIT-trained officers on record. They encompass 13 law enforcement agencies, of which 12 have participated. In Madison County there are 98 CIT-trained officers on record. They encompass 5 law enforcement agencies, and all have participated. In 2019, the CJ CCoE conducted an opiate SIM mapping in Clark County.



CIT PARTICIPATION BY PROFESSION



Clermont

CIT Coordination: Denny Moell & Officer Chad Lutson

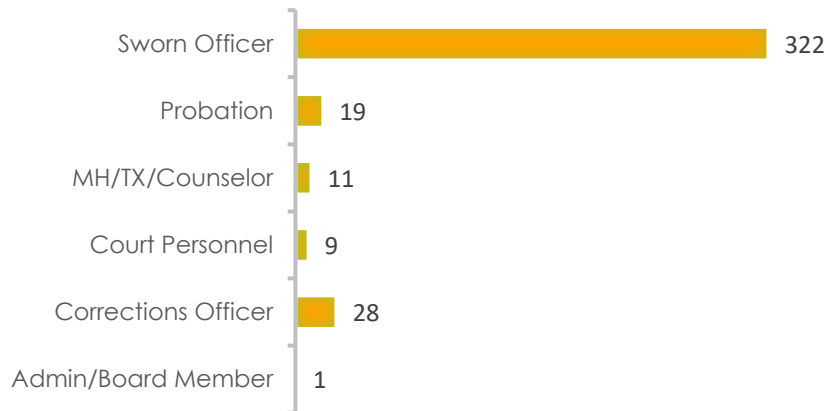
Clermont County CIT-Trained Officers by Department

Batavia PD	6
Bethel PD	1
Clermont CSO	114
Felicity PD	4
Goshen TWP PD	18
Miami TWP PD	63
Milford PD	22
New Richmond PD	1
Owensville PD	5
Pierce TWP PD	20
SW OH Dev Ctr PD	0
Union TWP PD	54
Williamsburg PD	9

The Clermont CIT Program conducts 40-hour courses. On record at the CJ CCoE, we have the first course occurring in 2010 and the latest, in 2025. In Clermont County there are 317 CIT-trained officers on record. They encompass 13 law enforcement agencies, of which 12 have participated. In 2013, the CJ CCoE conducted an adult mental health SIM mapping.



CIT PARTICIPATION BY PROFESSION



Clinton • Warren

CIT Coordination: Lieutenant Wally Stacy

Clinton County CIT-Trained Officers by Department

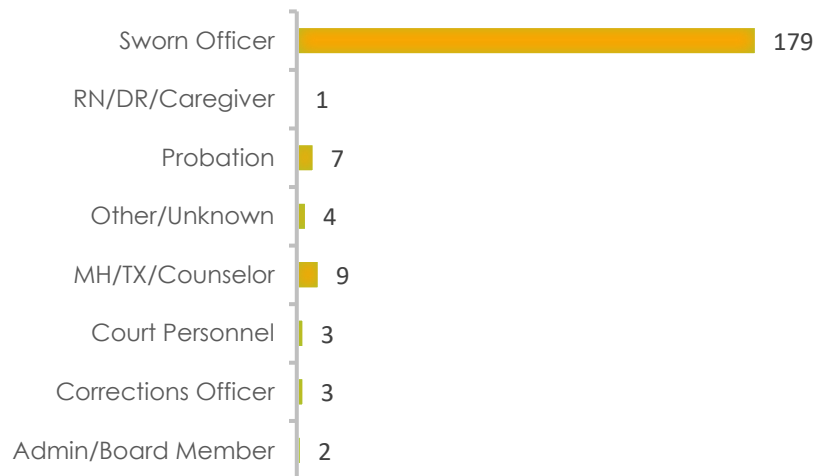
Blanchester PD	2
Clinton CSO	10
New Vienna PD	0
Port William PD	1
Sabina PD	0
Wilmington PD	19

Warren County CIT-Trained Officers by Department

Carlisle PD	3
Clearcreek TWP PD	19
Franklin PD	6
Hamilton TWP PD	4
Harveysburg PD	0
Lebanon PD	21
Lindner Ctr of Hope PD	3
Mason PD	31
Morrow PD	0
Springboro PD	29
Warren CSO	10
Waynesville PD	4

The Clinton, Warren CIT Program conducts 34-hour courses. On record at the CJ CCoE, we have the first course occurring in 2011 and the latest, in 2021. In Clinton County there are 32 CIT-trained officers on record. They encompass 6 law enforcement agencies, of which 4 have participated. In Warren County there are 130 CIT-trained officers on record. They encompass 12 law enforcement agencies, of which 10 have participated. In 2015 and 2023, the CJ CCoE conducted an adult mental health SIM mapping in Warren County.

CIT PARTICIPATION BY PROFESSION



Columbiana

CIT Coordination: Lori Colian & Detective Richard Whitfield

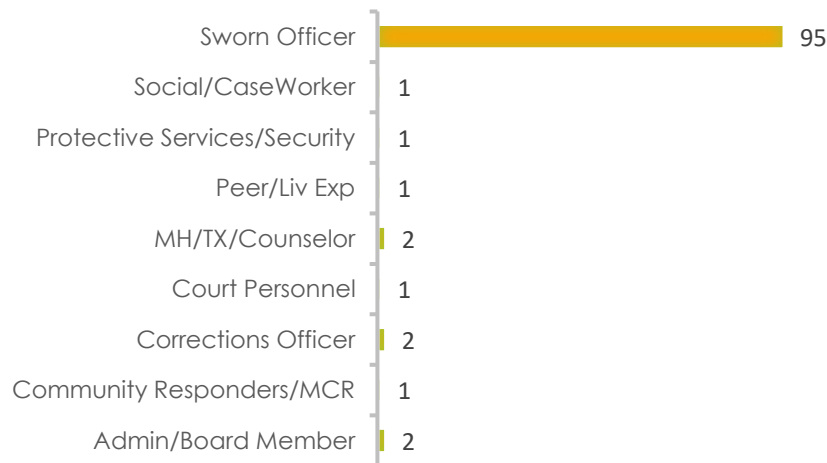
Columbiana County CIT-Trained Officers by Department

Center TWP PD	0	New Waterford PD	1
Columbiana CSO	16	Perry TWP PD	1
Columbiana PD	7	St Clair TWP PD	9
E Liverpool PD	11	Salem PD	14
E Palestine PD	3	Salem TWP PD	3
Hanoverton PD	0	Salineville PD	8
Leetonia PD	2	Washingtonville PD	6
Lisbon PD	9	Wellsville PD	3
Liverpool TWP PD	0	New Waterford PD	1
Mount Pleasant PD	0	Yorkville PD	0
New Alexandria PD	1		

The Columbiana CIT Program conducts 40-hour courses. On record at the CJ CCoE, we have the first course occurring in 2018 and the latest, in 2025. In Columbiana County there are 93 CIT-trained officers on record. They encompass 17 law enforcement agencies, of which 14 have participated.



CIT PARTICIPATION BY PROFESSION



Coshocton • Guernsey • Morgan • Muskingum • Noble • Perry

CIT Coordination: Jamie McGrew

Coshocton County CIT-Trained Officers by Department

Coshocton CSO	22
W Lafayette PD	2

Guernsey County CIT-Trained Officers by Department

Byesville PD	0
Cambridge PD	12
Guernsey CSO	22

Morgan County CIT-Trained Officers by Department

McConnelsville PD	1
Morgan CSO	3

Muskingum County CIT-Trained Officers by Department

Dresden PD	2
Frazeysburg PD	4
Genesis HC PD	4
Muskingum CSO	72
Muskingum Univ	2
New Concord PD	4
Roseville PD	2
S Zanesville PD	3
Zanesville PD	84

Noble County CIT-Trained Officers by Department

Noble CSO	2
-----------	---

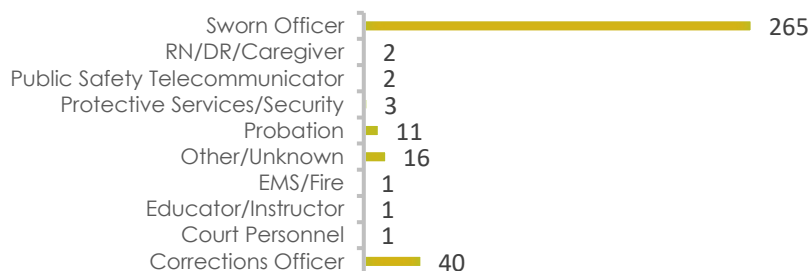
Perry County CIT-Trained Officers by Department

Corning PD	0
Crooksville PD	4
Junction City PD	1
New Lexington PD	15
New Straitsville PD	1
Perry CSO	19
Shawnee PD	1
Somerset PD	3

Coshocton, Guernsey, Morgan, Muskingum, Noble, and Perry are referred to as the Six County CIT Program, and they conduct 32-hour courses. On record at the CJ CCoE, we have the 1st course occurring in 2005 and the latest, in 2024. In Coshocton County there are 24 CIT-trained officers on record. They encompass 2 law enforcement agencies, and all have participated. In Guernsey County there are 34 CIT-trained officers on record. They encompass 3 law enforcement agencies, of which 2 have participated. In Morgan County there are 4 CIT-trained officers on record. They encompass 2 law enforcement agencies, and all have participated. In Muskingum County there are 185 CIT-trained officers on record. They encompass 9 law enforcement agencies, and all have participation. In Noble County there are 2 CIT-trained officers on record. They encompass 1 law enforcement agency, and it has participated. In Perry County there are 44 CIT-trained officers on record. They encompass 9 law enforcement agencies, of which 7 have participated. In 2017, the CJ CCoE conducted an adult mental health SIM mapping in Guernsey County and Perry County.



CIT PARTICIPATION BY PROFESSION



Crawford • Marion

CIT Coordination: Jennifer Jennette

Crawford County CIT-Trained Officers by Department

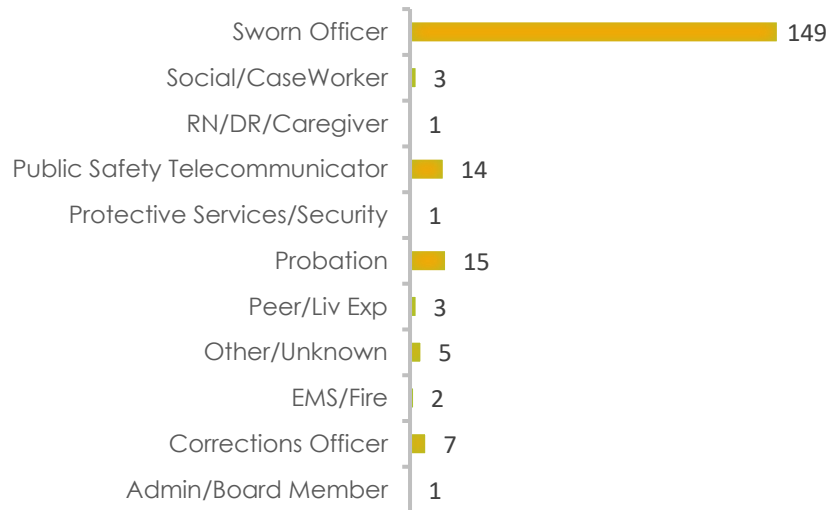
Bucyrus PD	21
Crawford CSO	23
Crestline PD	17
Galion PD	20
New Washington PD	5

Marion County CIT-Trained Officers by Department

Marion CSO	22
Marion PD	42

The Crawford Marion CIT Program conducts 40-hour courses. On record at the CJ CCoE, we have the first course occurring in 2014 and the latest, in 2025. In Crawford County there are 86 CIT-trained officers on record. They encompass 5 law enforcement agencies, and all have participated. In Marion County there are 64 CIT-trained officers on record. They encompass 2 law enforcement agencies, and all have participated. In 2023, the CJ CCoE conducted an adult mental health SIM mapping in Crawford County. In 2021, the CJ CCoE conducted an adult mental health SIM mapping in Marion County.

CIT PARTICIPATION BY PROFESSION



Cuyahoga

CIT Coordination: Carole Ballard

Cuyahoga County CIT-Trained Officers by Department

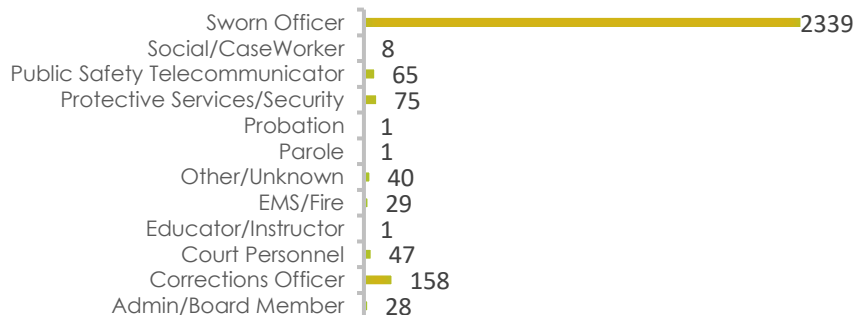
Bay Village PD	18	Fairview Pk PD	5	Oakwood Village PD	1
Beachwood PD	48	Garfield HTS PD	35	Olmsted Falls PD	1
Bedford HTS PD	2	Gates Mills Village PD	0	Olmsted TWP PD	5
Bedford PD	0	Glenwillow PD	0	Orange Village PD	3
Bentleyville PD	0	Greater CLE RTA PD	60	Parma PD	30
Berea PD	10	Highland HTS PD	32	Parma HTS PD	6
Bratenahl PD	1	Highland Hills PD	3	Pepper Pike PD	3
Brecksville PD	26	Hunting Valley PD	5	Richmond HTS PD	1
Broadview HTS PD	16	Independence PD	22	Rocky River PD	22
Brooklyn HTS PD	9	John Carroll Univ	0	Seven Hills PD	0
Brooklyn PD	29	Lakewood PD	39	Shaker HTS PD	21
Brookpark PD	12	Linndale PD	1	Solon PD	12
Case West Res Univ	41	Lyndhurst PD	32	S Euclid PD	16
Chagrin Falls PD	0	Maple HTS PD	0	SW Gen Hospital PD	0
Cleveland Clinic PD	12	Mayfield HTS PD	5	Strongsville PD	70
Cleveland DP	857	Mayfield Village PD	18	University Circle PD	16
Cleveland HTS PD	89	Metro Health PD	38	University HTS PD	16
Cleveland Metro PkD	53	Middleburg HTS PD	2	University Hospitals	69
Cleveland State Univ	19	Moreland Hills PD	0	Valley View PD	3
Cuy. Comm College	36	Newburgh HTS PD	14	Walton Hills PD	0
Cuyahoga CSO	139	N Olmsted PD	34	Warrensville Dev Ctr	0
Cuyahoga HTS PD	6	N Randall PD	5	Warrensville HTS PD	0
Cuyahoga MHA PD	93	N Royalton PD	38	Westlake PD	19
E Cleveland PD	1	Notre Dame College	1	Woodmere PD	46
Euclid PD	26				

The Cuyahoga CIT Program conducts 40-hour Patrol courses. On record at the CJ CCoE, we have the first course occurring in 2001 and the latest, in 2025. In Cuyahoga County there are 2,297 CIT-trained officers on record. They encompass 74 law enforcement agencies, of which 61* have participated. In 2017, the CJ CCoE conducted an adult mental health SIM mapping.

*University Hospitals locations are collapsed into one number.



CIT PARTICIPATION BY PROFESSION



Darke • Miami • Shelby

CIT Coordination: Beth Buchanan & Brad Reed

Darke County CIT-Trained Officers by Department

Ansonia PD	1
Arcanum PD	6
Darke CSO	26
Greenville PD	46
Union City PD	1
Versailles PD	2

Miami County CIT-Trained Officers by Department

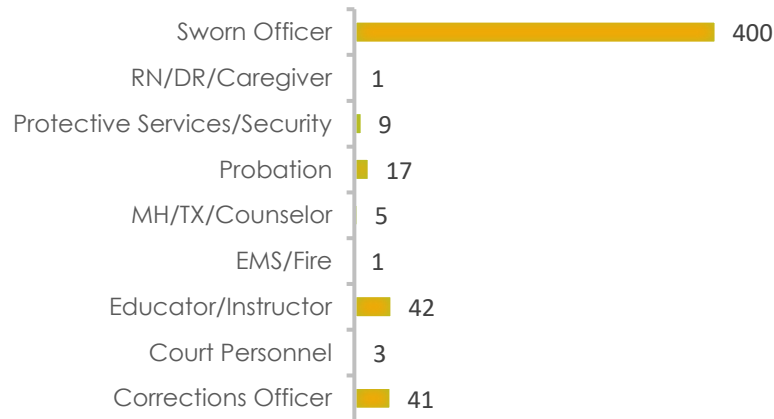
Covington PD	15
Edison Comm College	3
Miami CSO	86
Miami PkD	3
Piqua PD	35
Tipp City PD	18
Troy PD	44
W Milton PD	15

Shelby County CIT-Trained Officers by Department

Anna PD	5
Botkins PD	2
Fort Laramie PD	7
Jackson Ctr PD	6
Port Jefferson PD	-
Shelby CSO	32
Sidney PD	38

The Darke, Miami, Shelby CIT Program conducts 40-hour courses. On record at the CJ CCoE, we have the first course occurring in 2008 and the latest, in 2025. In Darke County there are 82 CIT-trained officers on record. They encompass 6 law enforcement agencies, and all have participated. In Miami County there are 219 CIT-trained officers on record. They encompass 8 law enforcement agencies, and all have participated. In Shelby County there are 90 CIT-trained officers on record. They encompass 7 law enforcement agencies, of which 6 have participated. In 2017, the CJ CCoE conducted an adult mental health SIM mapping in Miami County. In 2014 and 2023, the CJ CCoE conducted an adult mental health SIM mapping in Shelby County.

CIT PARTICIPATION BY PROFESSION



Defiance • Fulton • Henry • Williams

CIT Coordination: BJ Horner & Bethany Shirkey

Defiance County CIT-Trained Officers by Department

Defiance CSO	7
Defiance PD	32
Hicksville PD	7

Fulton County CIT-Trained Officers by Department

Archbold PD	8
Delta PD	3
Fayette PD	1
Fulton CSO	17
Swanton PD	14
Wauseon PD	6

Henry County CIT-Trained Officers by Department

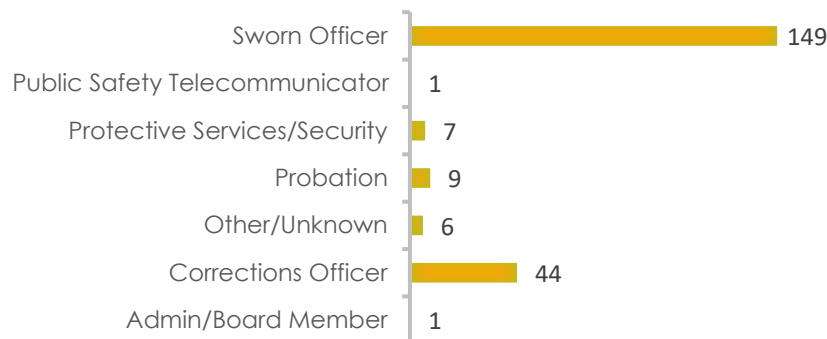
Deshler PD	2
Henry CSO	10
Napoleon PD	15
NW St Comm College	1

Williams County CIT-Trained Officers by Department

Blakeslee PD	0	Pioneer PD	3
Bryan PD	5	Stryker PD	4
Edgerton PD	1	W Unity PD	0
Edon PD	0	Williams CSO	10
Montpelier PD	2		

Defiance, Fulton, Henry, and Williams are referred to as the Four County CIT Program and they conduct 40-hour courses. On record at the CJ CCoE, we have the first course occurring in 2008 and the latest, in 2025. In Defiance County there are 46 CIT-trained officers on record. They encompass 3 law enforcement agencies, and all have participated. In Fulton County there are 49 CIT-trained officers on record. They encompass 6 law enforcement agencies, and all have participated. In Henry County there are 28 CIT-trained officers on record. They encompass 4 law enforcement agencies, and all have participated. In Williams County there are 24 CIT-trained officers on record. They encompass 9 law enforcement agencies, of which 6 have participated.

CIT PARTICIPATION BY PROFESSION



Delaware • Morrow

CIT Coordination: Rhianna Mattix & Officer Bob Hatcher (Retired)

Delaware County CIT-Trained Officers by Department

Ashley PD	3
Delaware CSO	108
Delaware PD	68
Genoa TWP PD	33
OH Wesleyan Univ	2
Ostrander PD	0
Powell PD	23
Preservation PkD	10
Shawnee Hills PD	8
Sunbury PD	4

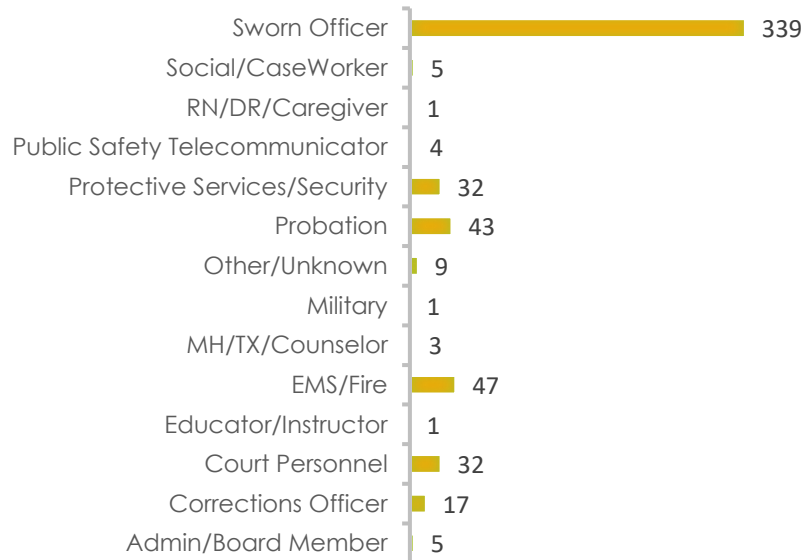
Morrow County CIT-Trained Officers by Department

Cardington PD	6
Morrow CSO	31
Mt Gilead PD	13

The Delaware Morrow CIT Program conducts 40-hour courses. On record at the CJ CCoE, we have the first course occurring in 2005 and the latest, in 2025. In Delaware County there are 259 CIT-trained officers on record. They encompass 10 law enforcement agencies, of which 9 have participated. In Morrow County there are 50 CIT-trained officers on record. They encompass 3 law enforcement agencies, and all have participated. In 2016, the CJ CCoE conducted an adult mental health SIM mapping in Delaware County.



CIT PARTICIPATION BY PROFESSION



Erie • Huron • Ottawa • Sandusky • Seneca • Wyandot

CIT Coordination: Chief David Olds (Retired) & Rebecca Kaser

Erie County CIT-Trained Officers by Department

Bay View PD	0
Berlin HTS PD	1
Erie CSO	28
Huron PD	7
Kelleys Isle PD	1
Milan PD	2
OH Vet Home PD	7
Perkins TWP PD	16
Sandusky PD	34
Vermilion PD	13

Huron County CIT-Trained Officers by Department

Greenwich PD	5
Huron CSO	18
Monroeville PD	7
New London PD	7
Norwalk PD	26
Plymouth PD	14
Wakeman PD	0
Willard PD	18

Ottawa County CIT-Trained Officers by Department

Carroll TWP PD	3
Catawba Is TWP PD	0
Clay Ctr PD	1
Clay TWP PD	5
Danbury TWP PD	7
Elmore PD	9
Genoa PD	1
Marblehead PD	4
Oak Harbor PD	6
Ottawa CSO	61
Port Clinton PD	22
Put in Bay PD	3

Sandusky County CIT-Trained Officers by Department

Ballville TWP PK	0
Bellevue PD	10
Clyde PD	21
Fremont PD	49
Gibsonburg PD	11
Sandusky PkD	2
Sandusky CSO	60
Woodville PD	7

Seneca County CIT-Trained Officers by Department

Attica PD	0
Bloomville PD	0
Fostoria PD	25
Green Springs PD	6
Republic PD	3
Seneca CSO	36
Tiffin Dev Ctr PD	1
Tiffin PD	40

Wyandot County CIT-Trained Officers by Department

Carey PD	15
Upper Sandusky PD	30
Wyandot CSO	19

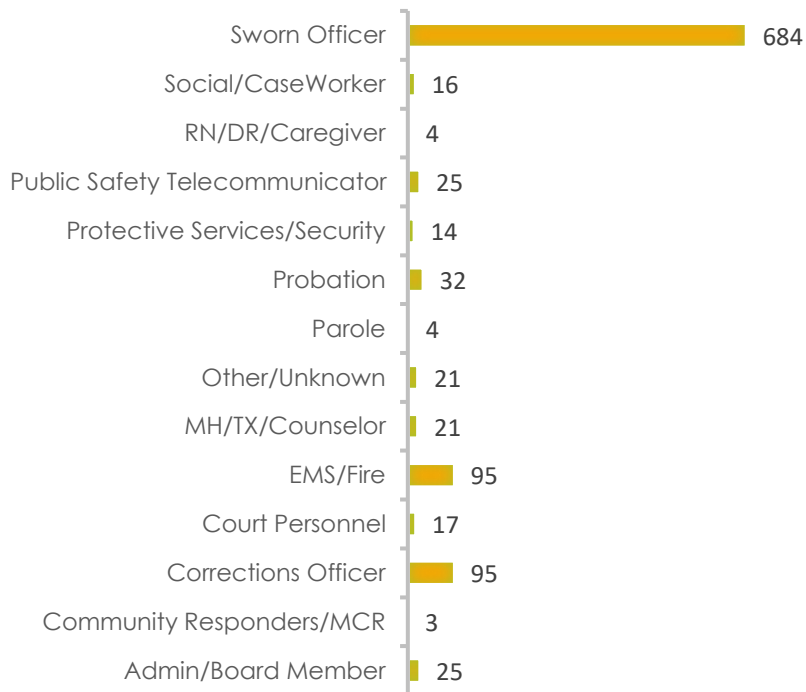
Continues on the next page.

Erie • Huron • Ottawa • Sandusky • Seneca • Wyandot continued.

Erie, Huron, Ottawa, Sandusky, Seneca, and Wyandot are referred to as the Northwest Ohio CIT Program, and they conduct 40-hr courses. On record at the CJ CCoE, we have the first course occurring in 2006 and the latest, in 2026. In Erie County there are 109 CIT-trained officers on record. They encompass 10 law enforcement agencies, of which 9 have participated. In Huron County there are 97 CIT-trained officers on record. They encompass 8 law enforcement agencies, of which 7 have participated. In Ottawa County there are 122 CIT-trained officers on record. They encompass 12 law enforcement agencies, of which 11 have participated. In Sandusky County there are 160 CIT-trained officers on record. They encompass 8 law enforcement agencies, of which 7 have participated. In Seneca County there are 111 CIT-trained officers on record. They encompass 8 law enforcement agencies, of which 5 have participated. In Wyandot County there are 64 CIT-trained officers on record. They encompass 3 law enforcement agencies, and all have participated. In 2018, the CJ CCoE conducted an opiate SIM mapping and then in 2019 an adult mental health SIM mapping in Erie County. In 2018, the CJ CCoE conducted an opiate SIM mapping and then in 2019 an adult mental health SIM mapping in Ottawa County. In 2014, the CJ CCoE conducted an adult mental health SIM mapping in Sandusky County.



CIT PARTICIPATION BY PROFESSION



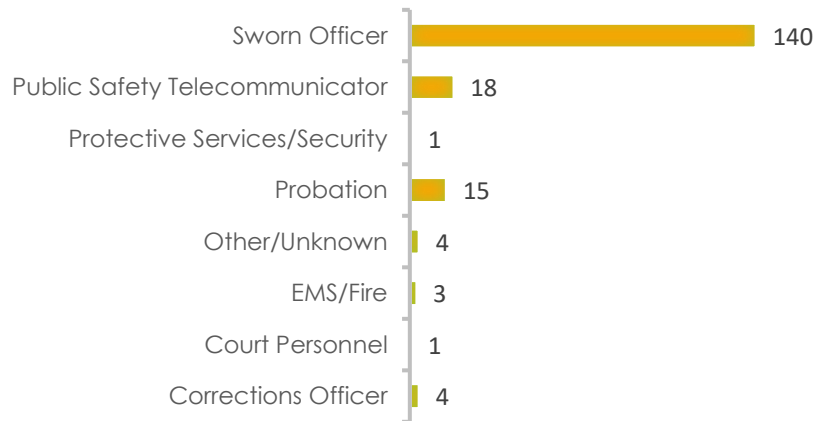
Fairfield

CIT Coordination: Dawn Good & Toni Ashton

Baltimore PD	6
Carroll PD	1
Fairfield CSO	36
Fairfield Med Ctr PD	5
Lancaster PD	73
Lithopolis PD	1
Millersport PD	0
Pickerington PD	15
Sugar Grove PD	2

The Fairfield CIT Program conducts 40-hour courses. On record at the CJ CCoE, we have the first course occurring in 2007 and the latest, in 2025. In Fairfield County there are 139 CIT-trained officers on record. They encompass 9 law enforcement agencies, of which 8 have participated. In 2018, the CJ CCoE conducted an adult mental health SIM mapping.

CIT PARTICIPATION BY PROFESSION



Fayette • Highland • Pickaway • Pike • Ross

CIT Coordination: Kelly Dennis

Fayette County CIT-Trained Officers by Department	
Fayette CSO	12
WA Court House PD	2

Pike County CIT-Trained Officers by Department	
Pike CSO	4
Piketon PD	4
Waverly PD	8

Highland County CIT-Trained Officers by Department	
Greenfield PD	2
Highland CSO	18
Highland PD	0
Hillsboro PD	13
Leesburg PD	7
Lynchburg PD	1


Pickaway County CIT-Trained Officers by Department	
Ashville PD	0
Circleville PD	8
Commercial Pt PD	3
New Holland PD	0
Pickaway CSO	28
S Bloomfield PD	7

Ross County CIT-Trained Officers by Department	
Chillicothe PD	26
Ross CSO	48

Fayette, Highland, Pickaway, Pike, and Ross are referred to the Paint Valley CIT Program and they conduct 40-hour courses. On record at the CJ CCoE, we have the first course occurring in 2013 and the latest, in 2025. In Fayette County there are 14 CIT-trained officers on record. They encompass 2 law enforcement agencies, and all have participated. In Highland County there are 41 CIT-trained officers on record. They encompass 6 law enforcement agencies, of which 5 have participated. In Pickaway County there are 46 CIT-trained officers on record. They encompass 6 law enforcement agencies, of which 4 have participated. In Pike County there are 16 CIT-trained officers on record. They encompass 3 law enforcement agencies, and all have participated. In Ross County there are 74 CIT-trained officers on record. They encompass 2 law enforcement agencies, and all have participated. In 2018, the CJ CCoE conducted an opiate SIM mapping in Pickaway County. In 2018, the CJ CCoE conducted an adult mental health SIM mapping in Ross County. In 2015 and 2024, the CJ CCoE conducted an opiate SIM mapping in Ross County.



CIT PARTICIPATION BY PROFESSION



Franklin

CIT Coordination: Karly Tennant & Lieutenant Michael Voorhis

Franklin County CIT-Trained Officers by Department

Bexley PD	30	Grove City PD	66	OH State Fire Marshal	0
Blendon TWP PD	11	Groveport PD	13	OSHP PD	14
Brice PD	3	Harrisburg PD	1	Otterbein Univ	11
Capital Univ	12	Hilliard PD	61	Perry TWP PD	10
Clinton TWP PD	24	Madison TWP PD	12	Reynoldsburg PD	66
Columbus Metro PkD	16	Mifflin TWP PD	2	Sharon TWP PD	2
Columbus Dev Ctr PD	0	Minerva Park PD	0	OH Auditor	3
Columbus DP	949	New Albany PD	32	OH Bd of Pharma	0
Columbus Reg'l Airport PD	56	Obetz PD	20	The OH State Univ	86
Columbus St Comm College	28	OH Casino Control Comm	0	Twin Valley BH PD	4
CSX Railroad PD	0	ODNR*	39	Upper Arlington PD	36
Dublin PD	49	OH Dept of Public Safety	0	Valleyview PD	0
Franklin CSO	264	OH Dept of Taxation	3	Westerville PD	102
Franklin TWP PD	0	OH Health PD	37	Whitehall PD	42
Gahanna PD	65	OH House of Reps PD	0	Worthington PD	25
Grandview HTS PD	18	OH Senate PD	0		

The Franklin CIT Program conducts 40-hour courses. On record at the CJ CCoE, we have the first course occurring in 2003 and the latest, in 2025. In Franklin County there are 2,269 CIT-trained officers on record. They encompass 49 law enforcement agencies, of which 38 have participated. In 2018, the CJ CCoE conducted an adult mental health SIM mapping. In 2026, the CJ CCoE conducted a juvenile mental health SIM mapping.

*ODNR is not often specified; all divisions are counted as one single entity.



CIT PARTICIPATION BY PROFESSION

Sworn Officer	2222
Social/CaseWorker	9
RN/DR/Caregiver	2
Public Safety Telecommunicator	28
Protective Services/Security	55
Probation	3
Other/Unknown	15
MH/TX/Counselor	11
EMS/Fire	82
Court Personnel	5
Corrections Officer	47
Community Responders/MCR	1
Admin/Board Member	7

Gallia • Jackson • Meigs

CIT Coordination: Angela Stowers & Josi Patterson

Gallia County CIT-Trained Officers by Department

Gallia CSO	28
Gallipolis Dev Ctr PD	0
Gallipolis PD	7
Rio Grande PD	9
Univ of Rio Grande	8

Jackson County CIT-Trained Officers by Department

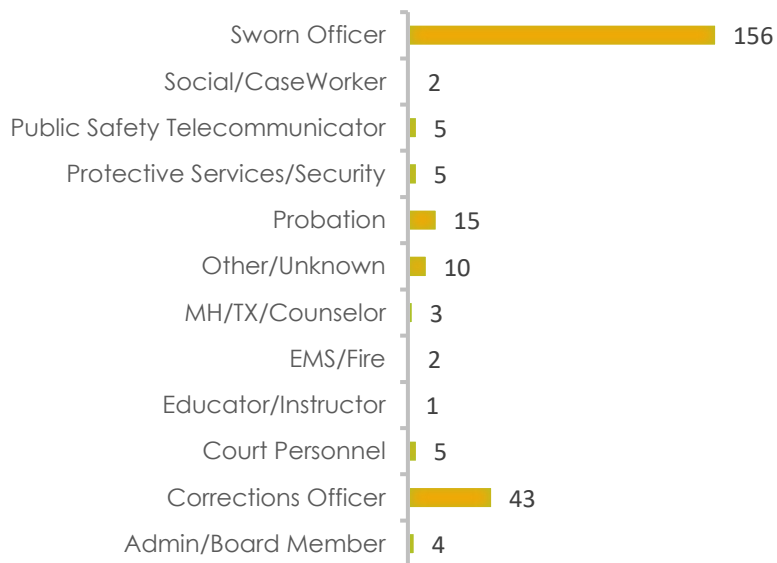
Jackson CSO	37
Jackson PD	9
Oak Hill PD	6
Wellston PD	6

Meigs County CIT-Trained Officers by Department

Meigs CSO	33
Middleport PD	8
Pomeroy PD	1
Racine PD	0
Rutland PD	1
Syracuse PD	1

The Gallia, Jackson, Meigs CIT Program conducts 40-hour courses. On record at the CJ CCoE, we have the first course occurring in 2011 and the latest, in 2025. In Gallia County there are 52 CIT-trained officers on record. They encompass 5 law enforcement agencies, of which 4 have participated. In Jackson County there are 58 CIT-trained officers on record. They encompass 4 law enforcement agencies, and all have participated. In Meigs County there are 44 CIT-trained officers on record. They encompass 6 law enforcement agencies, of which 5 have participated. In 2015, the CJ CCoE conducted an adult mental health SIM mapping in Gallia County.

CIT PARTICIPATION BY PROFESSION



Geauga

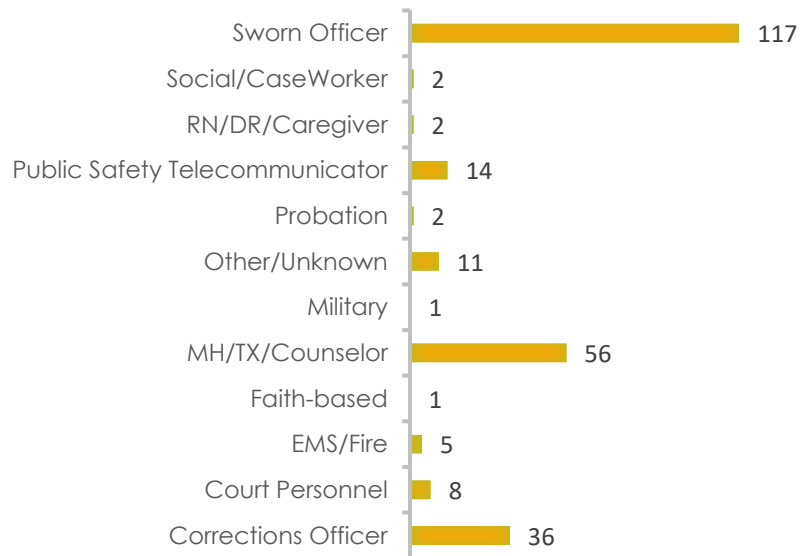
CIT Coordination: Ian DeWalt

Geauga County CIT-Trained Officers by Department

Bainbridge TWP PD	0
Burton PD	0
Chardon PD	3
Chester TWP PD	9
Geauga CSO	57
Geauga PkD	4
Middlefield PD	28
Russell TWP PD	3
S Russell PD	8
Thompson TWP PD	2
UH Geauga Med Ctr PD	6

The Geauga CIT Program conducts 40-hour courses. On record at the CJ CCoE, we have the first course occurring in 2007 and the latest, in 2025. In Geauga County there are 120 CIT-trained officers on record. They encompass 11 law enforcement agencies, of which 9 have participated. In 2024, the CJ CCoE conducted an adult mental health SIM mapping.

CIT PARTICIPATION BY PROFESSION



Hamilton

CIT Coordination: Officer Beth Roach (Retired)

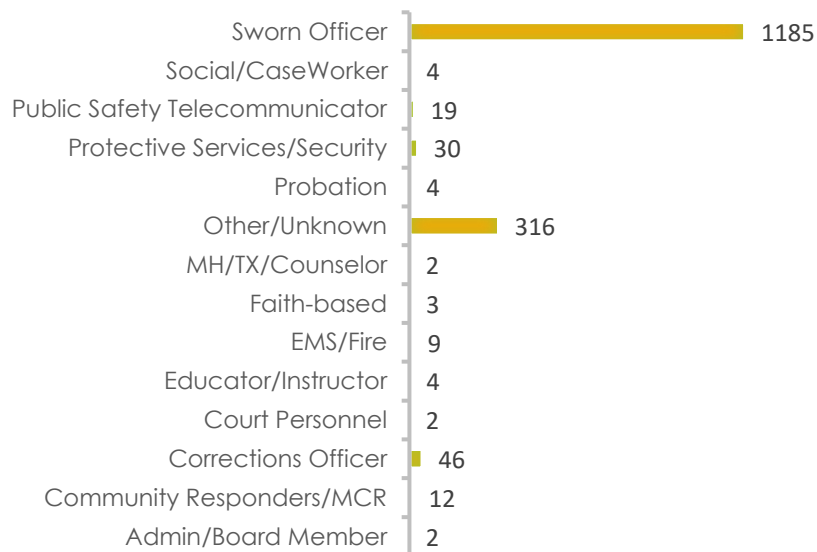
Hamilton County CIT-Trained Officers by Department

Addyston PD	1	Great Pks PD	33	N College Hill PD	16
Amberley Village PD	5	Green TWP PD	55	Norwood PD	15
Blue Ash PD	42	Greenhills PD	1	Reading PD	23
Cheviot PD	3	Hamilton CSO	168	St Bernard PD	27
Cincinnati PD	585	Harrison PD	4	Sharonville PD	92
Cincinnati St College	42	Indian Hill PD	8	Springdale PD	26
Colerain TWP PD	54	Lockland PD	14	Springfield TWP PD	52
Deer Pk PD	28	Loveland PD	22	Summit BH PD	31
Delhi TWP PD	32	Madeira PD	9	Terrace Pk PD	4
Elmwood PI PD	1	Mariemont PD	2	UC Health Dept of PS	25
Evendale PD	18	Montgomery PD	24	Univ of Cincinnati	115
Fairfax PD	11	Mt Healthy PD	15	Woodlawn PD	26
Forest Pk PD	42	Mt St Joseph Univ	3	Wyoming PD	33
Glendale PD	12	Newtown PD	7	Xavier Univ	11
Golf Manor PD	11				

The Hamilton CIT Program conducts 40-hour courses. On record at the CJ CCoE, we have the first course occurring in 2009 and the latest, in 2025. In Hamilton County there are 1,751 CIT-trained officers on record. They encompass 43 law enforcement agencies, of which all have participated. In 2018, the CJ CCoE conducted an opiate SIM mapping.



CIT PARTICIPATION BY PROFESSION



Hancock

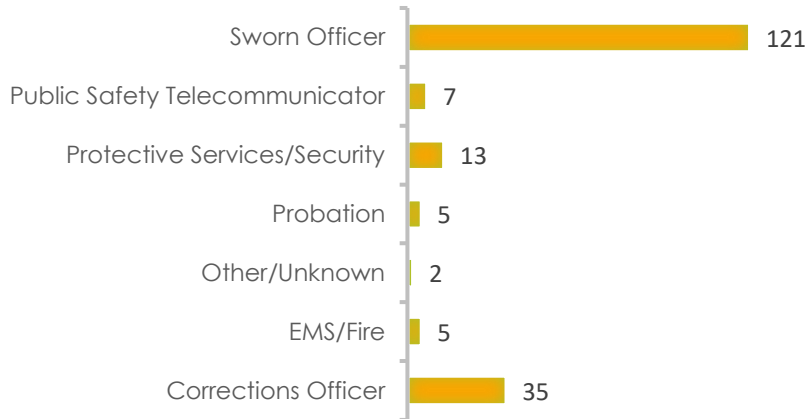
CIT Coordination: Liana Gott & Sergeant Andrew Rudnik & PST Bethany Nessler

Findlay PD	72
Hancock CSO	60
McComb PD	1
Univ of Findlay	18

The Hancock CIT Program conducts 40-hour courses. On record at the CJ CCoE, we have the first course occurring in 2011 and the latest, in 2024. In Hancock County there are 151 CIT-trained officers on record. They encompass 4 law enforcement agencies, and all have participated. In 2017, the CJ CCoE conducted an adult mental health SIM mapping.



CIT PARTICIPATION BY PROFESSION



Holmes • Wayne

CIT Coordination: Dawn Ross

Holmes County CIT-Trained Officers by Department

Glenmont PD	3
Holmes CSO	24
Millersburg PD	19
Nashville PD	0

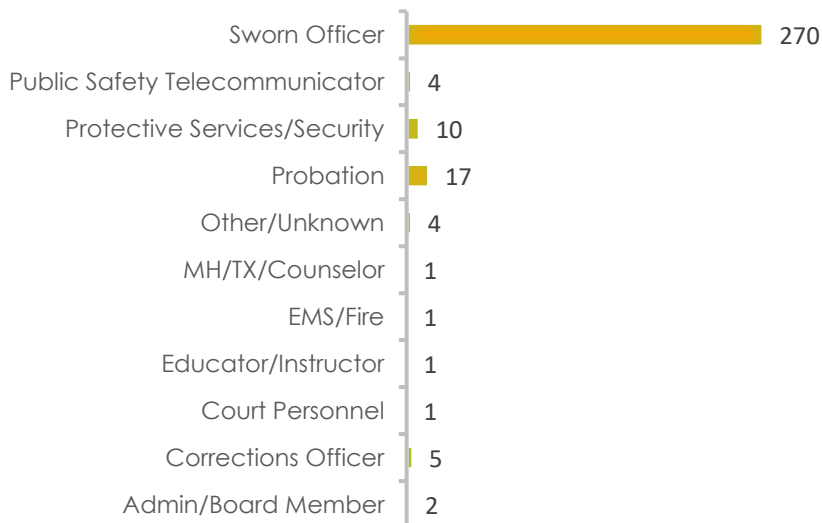
Wayne County CIT-Trained Officers by Department

Apple Creek PD	12	Rittman PD	5
Creston PD	16	Shreve PD	1
Dalton PD	13	Smithville PD	8
Doylestown PD	12	Wayne CSO	55
Marshallville PD	0	W Salem PD	1
Mt Eaton PD	1	Wooster PD	56
Orrville PD	17		

The Holmes, Wayne CIT Program conducts 40-hour courses. On record at the CJ CCoE, we have the first course occurring in 2005 and the latest, in 2025. In Holmes County there are 46 CIT-trained officers on record. They encompass 4 law enforcement agencies, of which 3 have participated. In Wayne County there are 197 CIT-trained officers on record. They encompass 13 law enforcement agencies, of which 12 have participated. In 2017 and 2025, the CJ CCoE conducted adult mental health SIM mappings in Wayne County. In 2017, the CJ CCoE conducted an opiate SIM mapping in Wayne County. In 2021, the CJ CCoE conducted a juvenile mental health SIM mapping in Wayne County.



CIT PARTICIPATION BY PROFESSION



Jefferson

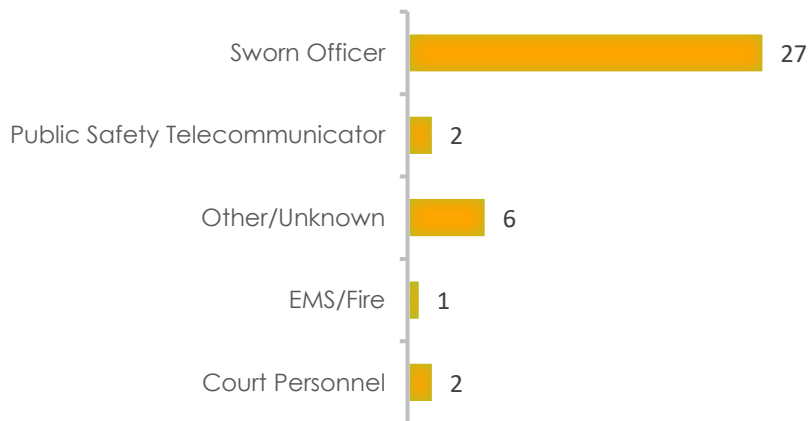
CIT Coordination: Dan Oberance

Jefferson County CIT-Trained Officers by Department

Adena PD	0	Richmond PD	0
Amsterdam PD	0	Saline TWP PD	0
Bergholz PD	0	Smithfield Twp PD	1
Bloomingtondale PD	0	Steubenville PD	2
Cross Creek PD	1	Stratton PD	0
Dillonvale PD	0	Tiltonsville PD	0
Empire PD	0	Toronto PD	0
Jefferson CSO	8	Wells Twp PD	1
Mingo Junction PD	0	Wintersville PD	4
Mount Pleasant PD	0	Yorkville PD	0
New Alexandria PD	1		

The Jefferson CIT Program plans to conduct 40-hour courses. On record at the CJ CCoE, we have the first and most recent course occurring in 2024. In Jefferson County there are 18 CIT-trained officers on record. They encompass 21 law enforcement agencies, of which 7 have participated.

CIT PARTICIPATION BY PROFESSION



Knox • Licking

CIT Coordination: Daniel Cuciak

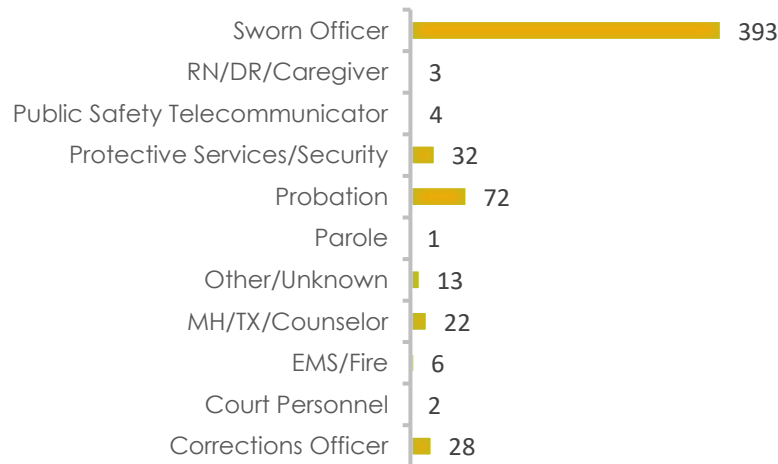
Department	Count
Danville PD	2
Fredericktown PD	14
Knox CSO	63
Martinsburg PD	0
Mt Vernon PD	43
Mt Vernon Dev Ctr PD	0

Department	Count
Alexandria PD	0
Buckeye Lk PD	6
Denison U PD	5
Granville PD	13
Hartford Village PD	1
Heath PD	15
Hebron PD	10
Johnstown PD	13
Kirkersville PD	1
Licking CSO	105
Licking Memorial Hosp PD	11
Newark PD	53
Pataskala PD	13
St Louisville PD	2
Utica PD	7

The Knox, Licking CIT Program conducts 40-hour courses. On record at the CJ CCoE, we have the first course occurring in 2004 and the latest, in 2025. In Knox County there are 122 CIT-trained officers on record. They encompass 6 law enforcement agencies, of which 4 have participated. In Licking County there are 255 CIT-trained officers on record. They encompass 15 law enforcement agencies, of which 14 have participated.



CIT PARTICIPATION BY PROFESSION



Lake

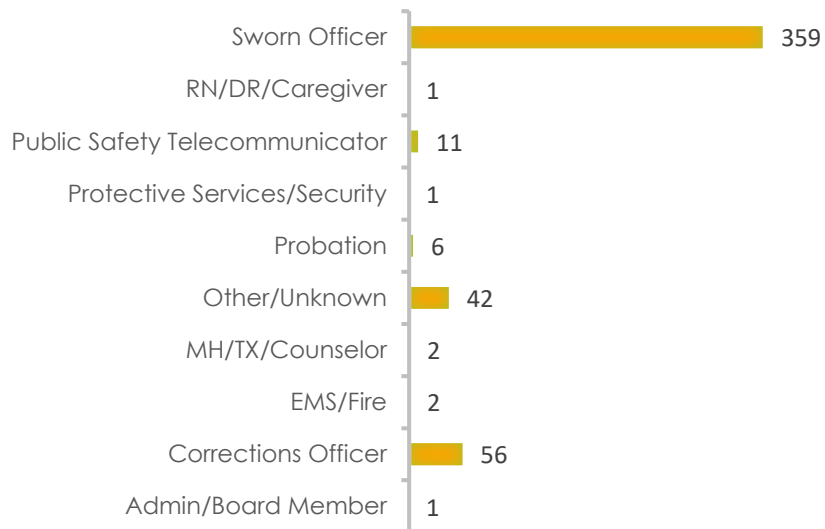
CIT Coordination: Jamie Dials & Sergeant Douglas Olp (Retired)

Eastlake PD	23	Mentor o-t Lake PD	7
Fairport Harbor PD	29	N Perry PD	2
Grand River PD	1	Painesville PD	32
Kirtland Hills PD	4	Perry Village PD	1
Kirtland PD	10	Timberlake PD	3
Lake CSO	42	Waite Hill PD	3
Lake PkD	22	Wickliffe PD	25
Lakeland Comm College	28	Willoughby Hills PD	17
Madison TWP PD	20	Willoughby PD	21
Madison Village PD	1	Willowick PD	2
Eastlake PD	23		

The Lake CIT Program conducts 40-hour courses. On record at the CJ CCoE, we have the first course occurring in 2004 and the latest, in 2025. In Lake County there are 355 CIT-trained officers on record. They encompass 21 law enforcement agencies, and all have participated.



CIT PARTICIPATION BY PROFESSION



Lorain

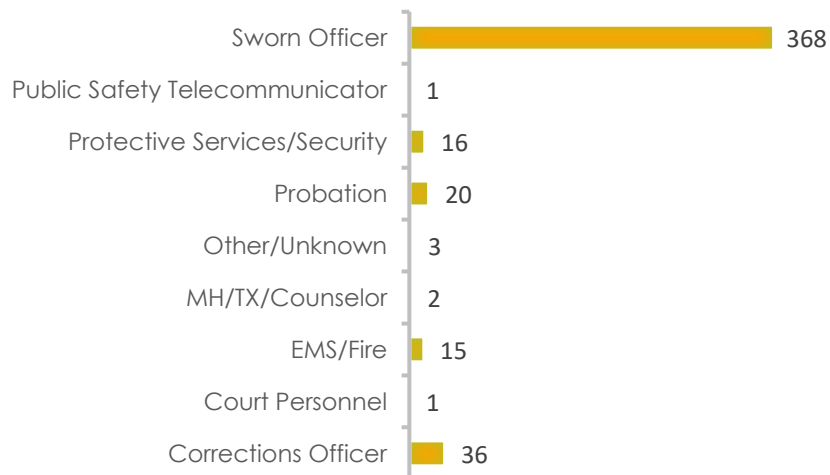
CIT Coordination: Arielle Edwards

Amherst PD	21	Lorain PD	71
Avon Lk PD	31	Mercy Health	0
Avon PD	32	N Ridgeville PD	12
Elyria PD	58	Oberlin PD	13
Grafton PD	3	Sheffield Lk PD	5
Kipton PD	1	Sheffield Village PD	16
LaGrange PD	5	S Amherst PD	1
Lorain CSO	68	Wellington PD	6
Lorain PkD	22		

The Lorain CIT Program conducts 40-hour courses. On record at the CJ CCoE, we have the first course occurring in 2002 and the latest, in 2025. In Lorain County there are 365 CIT-trained officers on record. They encompass 17 law enforcement agencies, of which 16 have participated. In 2017 and 2022, the CJ CCoE conducted an adult mental health SIM mapping. In 2018, the CJ CCoE conducted an opiate SIM mapping.



CIT PARTICIPATION BY PROFESSION



Lucas

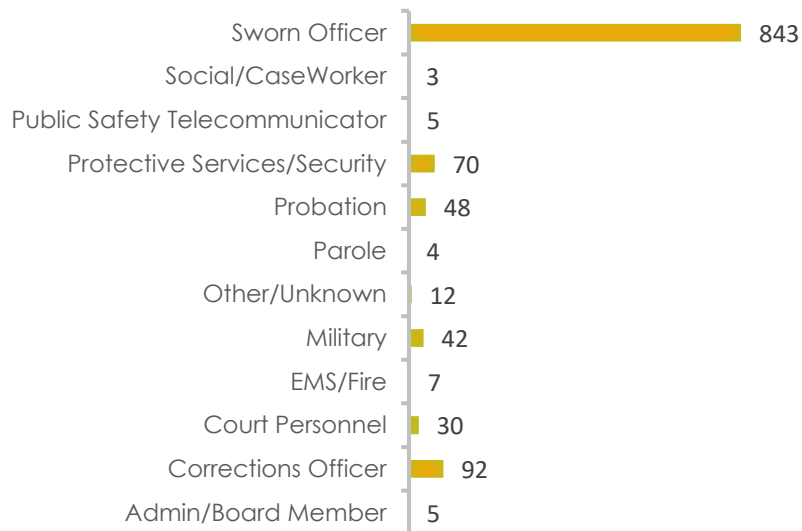
CIT Coordination: Latrice Flowers

Berkey PD	0	ProMedica	5
Harbor View PD	0	Sylvania PD	56
Holland PD	14	Sylvania TWP PD	44
Lucas CSO	198	Toledo PkD	31
Maumee PD	62	Toledo PD	364
Mercy Health PD	25	Toledo Lucas Port Auth PD	1
Norfolk Southern Rail PD	5	Univ of Toledo	29
NW OH Dev Ctr PD	0	Washington TWP PD	1
NW OH Psychiatric Hosp PD	7	Waterville PD	10
Oregon PD	47	Waterville TWP PD	2
Ottawa Hills PD	30	Whitehouse PD	7

The Lucas CIT Program conducts 40-hour courses. On record at the CJ CCoE, we have the first course occurring in 2000 and the latest, in 2025. In Lucas County there are 938 CIT-trained officers on record. In Lucas County they encompass 22 law enforcement agencies, of which 19 have participated. In 2014, the CJ CCoE conducted an adult mental health SIM mapping.



CIT PARTICIPATION BY PROFESSION



Mahoning

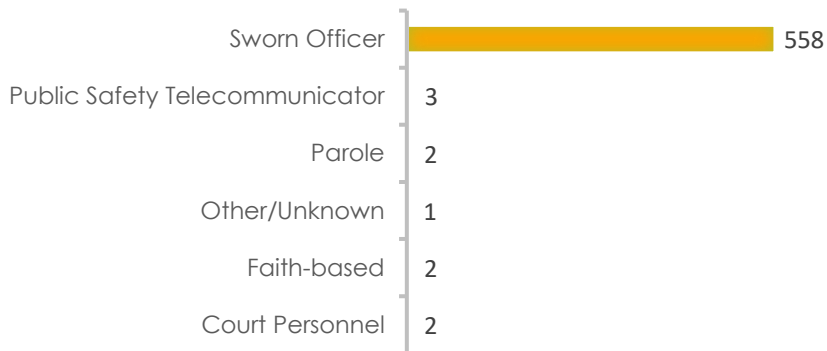
CIT Coordination: Michelle Werth & Detective Sergeant Jerry Fulmer

Austintown PD	49	Mill Creek PkD	32
Beaver TWP PD	15	Milton TWP PD	14
Boardman TWP PD	64	New Middletown PD	21
Campbell PD	4	Poland TWP PD	11
Canfield PD	18	Poland Village PD	1
Coitsville TWP PD	2	Sebring PD	2
Craig Beach PD	5	Smith TWP PD	5
Goshen TWP PD	6	Springfield TWP PD	12
Humility of Mary Health PD	4	Struthers PD	19
Jackson TWP PD	16	Youngstown PD	158
Lowellville PD	2	Youngstown State Univ	32
Mahoning CSO	77		

The Mahoning CIT Program conducts 40-hour courses. On record at the CJ CCoE, we have the first course occurring in 2007 and the latest, in 2025. In Mahoning County there are 568 CIT-trained officers on record. They encompass 23 law enforcement agencies, and all have participated. In 2016, the CJ CCoE conducted an adult mental health SIM mapping. In 2022, the CJ CCoE conducted a juvenile mental health SIM mapping. In 2026, the CJ CCoE conducted an adult mental health SIM mapping.



CIT PARTICIPATION BY PROFESSION



Medina

CIT Coordination: Gail Houk

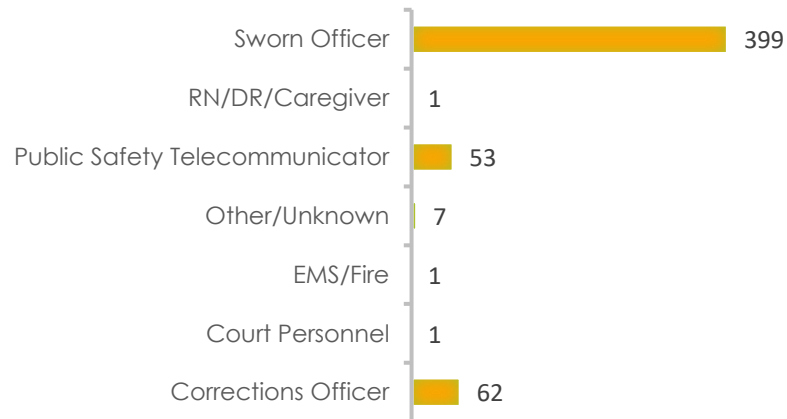
Medina County CIT-Trained Officers by Department

Brunswick Hills PD	25	Medina TWP PD	19
Brunswick PD	50	Montville TWP PD	22
Hinckley PD	19	Seville PD	8
Lodi PD	8	Spencer PD	8
Medina CSO	95	Wadsworth PD	59
Medina PkD	11	Westfield Ctr PD	2
Medina PD	62	Westfield OFIC PD	5

The Medina CIT Program conducts 36-hour courses. On record at the CJ CCoE, we have the first course occurring in 2004 and the latest, in 2026. In Medina County there are 393 CIT-trained officers on record. They encompass 14 law enforcement agencies, and all have participated.



CIT PARTICIPATION BY PROFESSION



Mercer • Paulding • Van Wert

CIT Coordination: Alicia Bruce & Rachel Williams

Mercer County CIT-Trained Officers by Department

Celina PD	8
Coldwater PD	2
Fort Recovery PD	6
Mercer CSO	46
Rockford PD	0
St Henry PD	2

Paulding County CIT-Trained Officers by Department

Antwerp PD	5
Grover Hill PD	0
Oakwood PD	1
Paulding CSO	16
Paulding PD	0
Payne PD	0

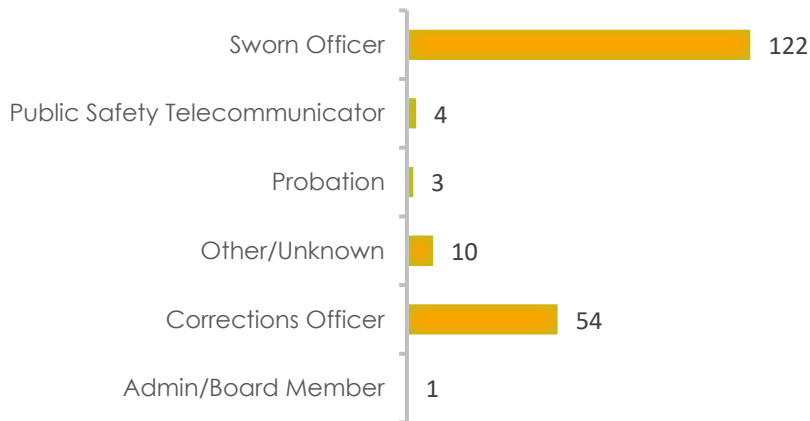
Van Wert County CIT-Trained Officers by Department

Convoy PD	0
Van Wert CSO	33
Van Wert PD	7

The Mercer, Paulding, Van Wert CIT Program conducts 40-hour courses. On record at the CJ CCoE, we have the first course occurring in 2004 and the latest, in 2025. In Mercer County there are 64 CIT-trained officers on record. They encompass 6 law enforcement agencies, of which 5 have participated. In Paulding County there are 22 CIT-trained officers on record. They encompass 6 law enforcement agencies, of which 3 have participated. In Van Wert County there are 40 CIT-trained officers on record. They encompass 3 law enforcement agencies, of which 2 have participated. In 2017, the CJ CCoE conducted an adult mental health SIM mapping in Mercer County.



CIT PARTICIPATION BY PROFESSION



Montgomery

CIT Coordination: Kimberly Priester & Larry Sexton & Officer James Hardin

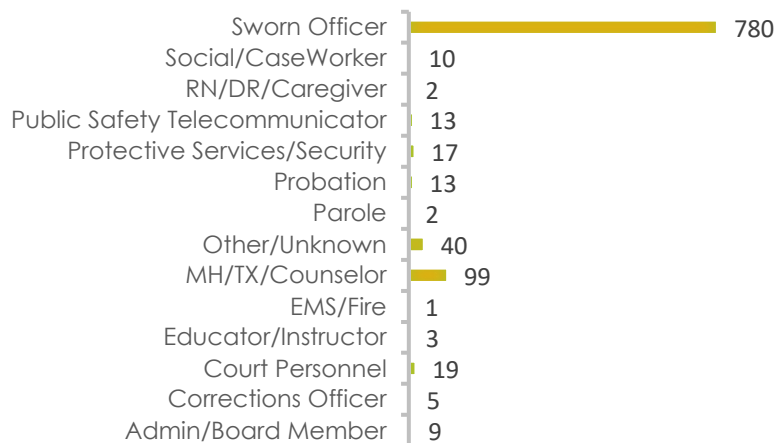
Montgomery County CIT-Trained Officers by Department

Brookville PD	1	Miamisburg PD	10
Butler TWP PD	25	Montgomery CSO	172
Centerville PD	15	Moraine PD	35
Clay TWP PD	1	New Lebanon PD	4
Clayton PD	5	Oakwood PD	13
Dayton Int'l Airport PD	8	Perry TWP PD	0
Dayton PD	198	Phillipsburg PD	0
Englewood PD	20	Premier Health Pub Saf	27
Five Rivers PkD	26	Riverside PD	6
German TWP PD	5	Sinclair Comm College	46
Germantown PD	2	Trotwood PD	0
Huber HTS PD	29	Union PD	4
Jackson TWP PD	1	Univ of Dayton	23
Kettering Health PD	9	Vandalia PD	28
Kettering PD	24	W Carrollton PD	4
Miami TWP PD	25		

The Montgomery CIT Programs conduct 40-hour courses. On record at the CJ CCoE, we have the first course occurring in 2003 and the latest, in 2026. In Montgomery County there are 766 CIT-trained officers on record. They encompass 31 law enforcement agencies, of which 28 have participated. In 2017, the CJ CCoE conducted an opiate SIM mapping. In 2019, the CJ CCoE conducted an adult mental health SIM mapping. In 2025, the CJ CCoE conducted a juvenile mental health SIM mapping.



CIT PARTICIPATION BY PROFESSION



Portage

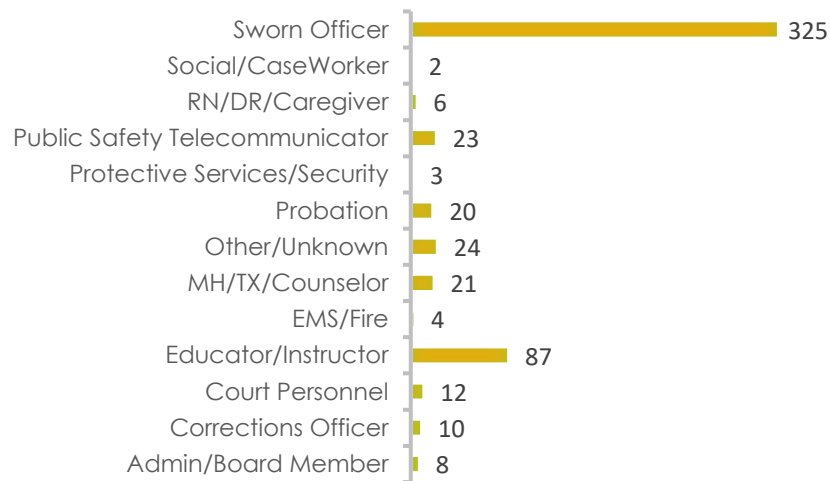
CIT Coordination: Karen Kravetz & Gina Dufour & Officer Josh Bartholomew

Aurora PD	30	NEOMED PD	9
Brimfield TWP PD	24	Portage CSO	48
Garrettsville PD	2	Portage PkD	1
Hiram PD	16	Ravenna PD	43
Kent PD	41	Streetsboro PD	32
Kent State Univ	42	UH Portage Med Ctr PD	11
Mantua PD	3	Windham PD	5

The Portage CIT Program conducts 40-hour courses. On record at the CJ CCoE, we have the first course occurring in 2006 and the latest, in 2025. In Portage County there are 308 CIT-trained officers on record. They encompass 14 law enforcement agencies, and all have participated. In 2014 and 2023, the CJ CCoE conducted an adult mental health SIM mapping. In 2024, the CJ CCoE conducted a juvenile mental health SIM mapping.



CIT PARTICIPATION BY PROFESSION



Preble

CIT Coordination: Autumn Cooper

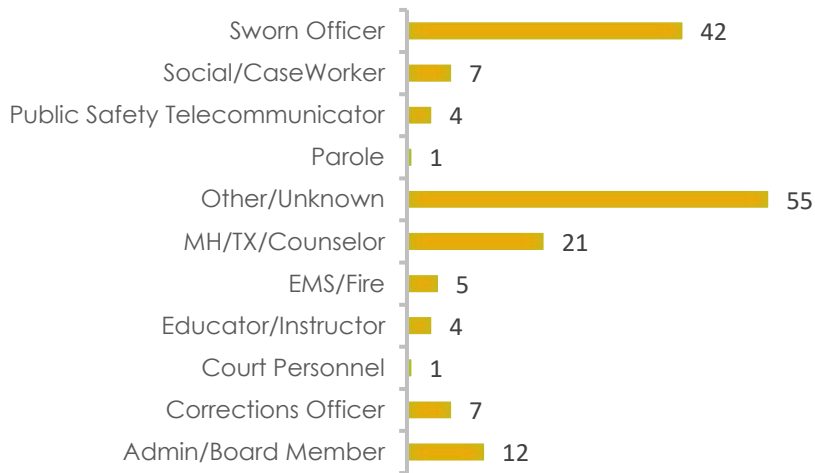
Preble County CIT-Trained Officers by Department

Camden PD	0
Eaton PD	24
Gratis PD	4
Lewisburg PD	-
New Paris PD	1
Preble CSO	9
W Alexandria	2

The Preble CIT Program conducts 32-hour courses. On record at the CJ CCoE, we have the first course occurring in 2012 and the latest, in 2026. In Preble County there are 35 CIT-trained officers on record. They encompass 7 law enforcement agencies, of which 5 have participated. In 2024, the CJ CCoE conducted an adult mental health SIM mapping.



CIT PARTICIPATION BY PROFESSION



Richland

CIT Coordination: Aubrie Hall & Sergeant Mark Perry (Retired)

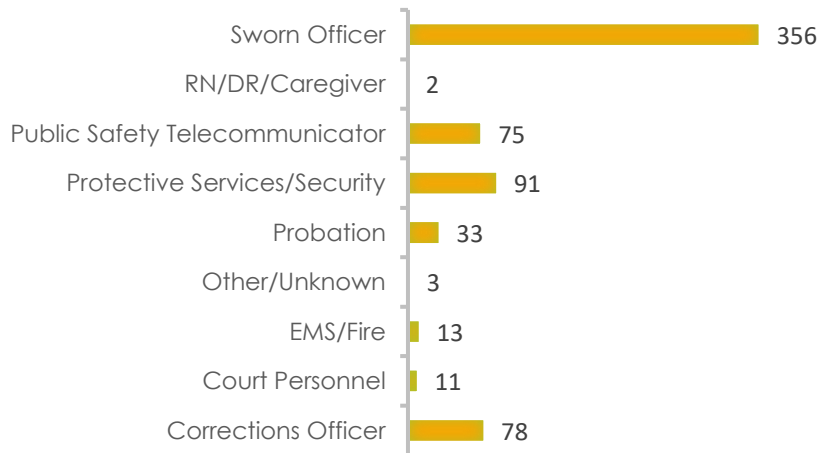
Richland County CIT-Trained Officers by Department

Bellville PD	13
Butler PD	1
Clearfork Reservoir PD	1
Lexington PD	12
Mansfield PD	160
Ontario PD	32
Richland CSO	95
Shelby PD	31

The Richland CIT Program conducts 40-hour courses. On record at the CJ CCoE, we have the first course occurring in 2004 and the latest, in 2025. In Richland County there are 345 CIT-trained officers on record. They encompass 8 law enforcement agencies, and all have participated.



CIT PARTICIPATION BY PROFESSION



Stark

CIT Coordination: Delaney Green & Major Jeremy Novelli

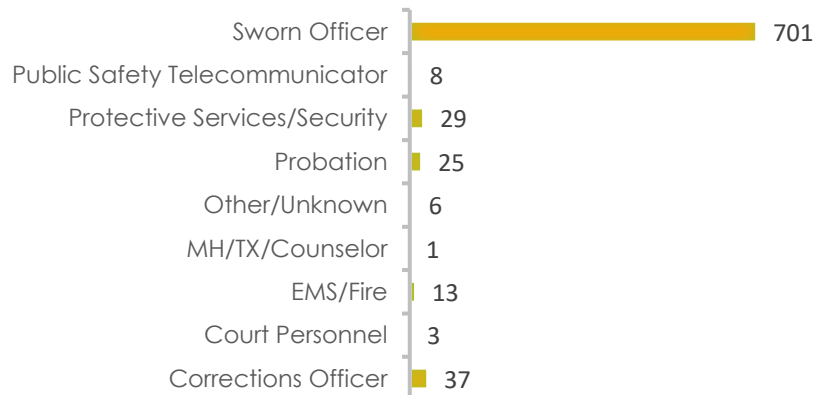
Stark County CIT-Trained Officers by Department

Alliance PD	28	Jackson TWP PD	80	N Canton PD	27
Beach City PD	6	Lawrence TWP PD	4	Perry TWP PD	37
Brewster PD	4	Louisville PD	18	Republic N&T PD	0
Canal Fulton PD	18	Magnolia PD	2	Stark PkD	10
Canton PD	181	Malone Univ	0	Stark CSO	202
E Canton PD	2	Marlboro TWP PD	29	Uniontown PD	5
Hartville PD	11	Massillon PD	35	Walsh Univ	1
Heartland BH PD	15	Minerva PD	12	Waynesburg PD	4
Hills & Dales PD	2	Navarre PD	5		

The Stark CIT Program conducts 40-hour courses. On record at the CJ CCoE, we have the first course occurring in 2006 and the latest, in 2025. In Stark County there are 738 CIT-trained officers on record. They encompass 26 law enforcement agencies, of which 24 have participated. In 2016 and 2023, the CJ CCoE conducted an adult mental health SIM mapping. In 2019, the CJ CCoE conducted a juvenile mental health SIM mapping.



CIT PARTICIPATION BY PROFESSION



Summit

CIT Coordination: Dr. Doug Smith & Sergeant Ralph Stover

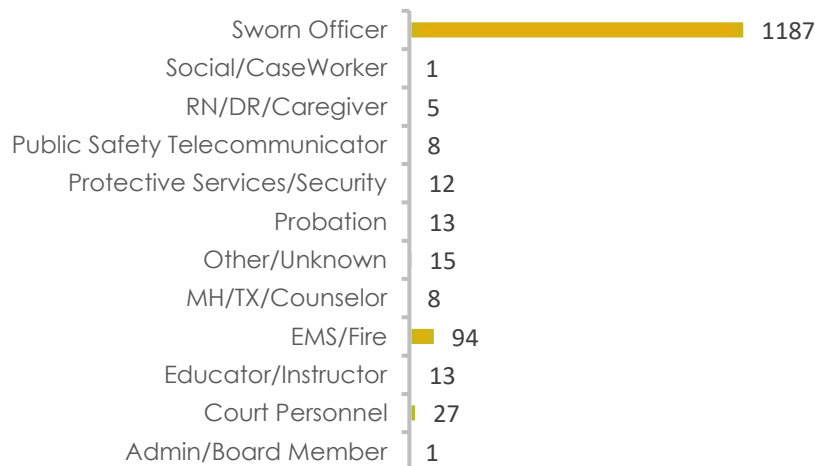
Summit County CIT-Trained Officers by Department

Akron Children's Hosp	20	Metro Transit PD	4	Sagamore Hills TWP PD	14
Akron PD	295	Mogadore PD	8	Silver Lk PD	7
Barberton PD	38	Munroe Falls PD	9	Springfield TWP PD	25
Bath TWP PD	18	New Franklin PD	13	Stow PD	34
Boston HTS PD	7	N Coast BH PD	15	Summa Health PD	37
Copley TWP PD	28	Northfield Village PD	24	Summit CSO	251
Cuyahoga Falls PD	54	Norton PD	31	Summit PkD	35
Fairlawn PD	16	Peninsula PD	3	Tallmadge PD	20
Hudson PD	27	Reminderville PD	4	Twinsburg PD	23
Lakemore PD	5	Richfield PD	19	Univ of Akron	45
Macedonia PD	7				

The Summit CIT Program conducts 40-hour courses. On record at the CJ CCoE, we have the first course occurring in 2000 and the latest, in 2026. In Summit County there are 1,136 CIT-trained officers on record. They encompass 31 law enforcement agencies, and all have participated. In 2016 and in 2024, the CJ CCoE conducted an adult mental health SIM mapping. In 2018, the CJ CCoE conducted an opiate SIM mapping. In 2024, the CJ CCoE conducted a juvenile mental health SIM mapping.



CIT PARTICIPATION BY PROFESSION



Trumbull

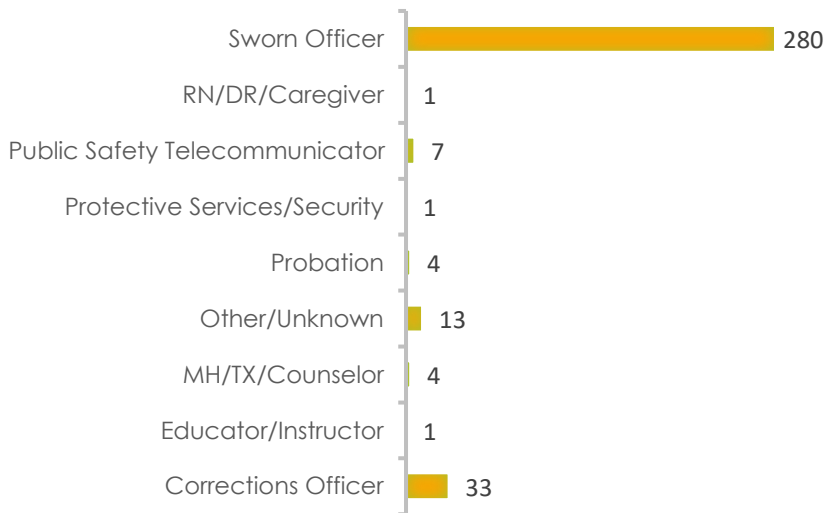
CIT Coordination: John Myers & Daniela Ghizzoni

Department	Count	Department	Count
Bazetta TWP PD	6	Liberty TWP PD	12
Braceville TWP PD	6	Lordstown Village PD	6
Brookfield TWP PD	5	McDonald PD	2
Champion TWP PD	1	Newton Falls PD	4
Cortland PD	9	Niles PD	19
Fowler TWP PD	0	Trumbull CSO	42
Girard PD	6	Vienna TWP PD	0
Hartford TWP PD	1	Warren PD	87
Howland TWP PD	29	Warren TWP PD	5
Hubbard City PD	13	Weathersfield TWP PD	4
Hubbard TWP PD	14	W Farmington PD	0
Kinsman TWP PD	1		

The Trumbull CIT Program conducts 40-hour courses. On record at the CJ CCoE, we have the first course occurring in 2006 and the latest, in 2024. In Trumbull County there are 272 CIT-trained officers on record. They encompass 23 law enforcement agencies, of which 20 have participated.



CIT PARTICIPATION BY PROFESSION



Union

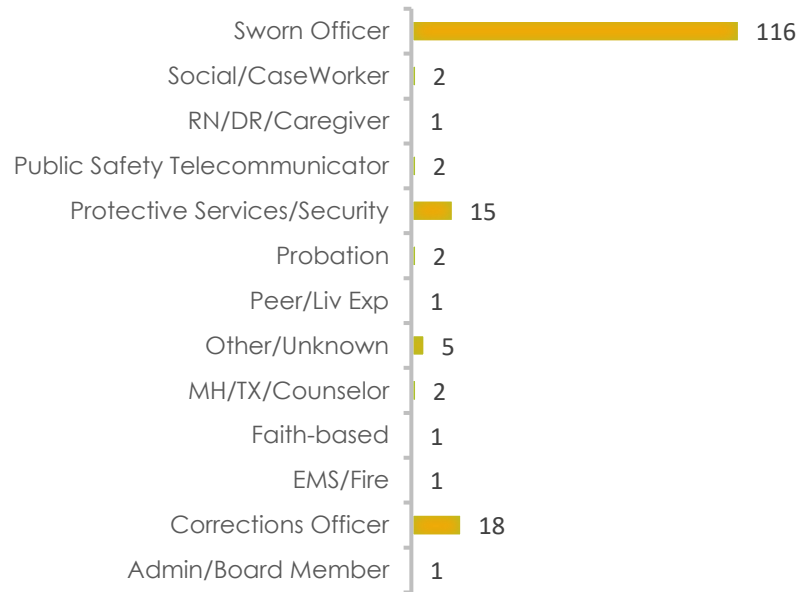
CIT Coordination: MacKenzie Poling & Officer Amy Findlay

Union County CIT-Trained Officers by Department	
Marysville PD	37
Richwood PD	14
Union CSO	57

The Union CIT Program currently participates in the Champaign Logan CIT Program. On record at the CJ CCoE, we have the first course occurring in 2012 and the latest, in 2026. In Union County there are 108 CIT-trained officers on record. They encompass 3 law enforcement agencies, and all have participated. In 2018, the CJ CCoE conducted an adult mental health SIM mapping.



CIT PARTICIPATION BY PROFESSION



Washington

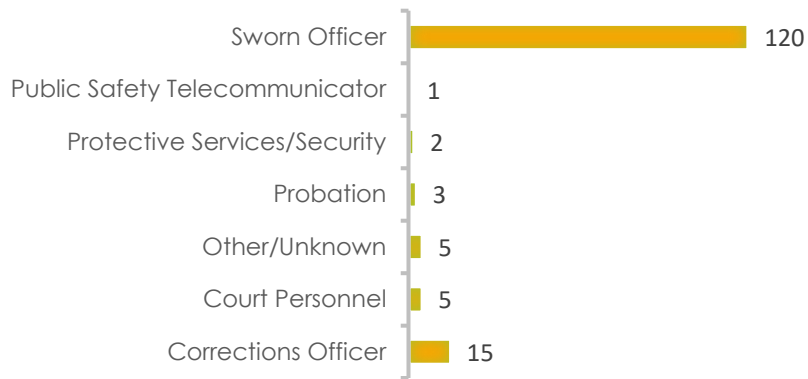
CIT Coordination: Tim Hahn & Captain Matthew Martin

Belpre PD	11
Beverly PD	4
Lowell PD	0
Marietta College PD	12
Marietta PD	32
Marietta TWP PD	0
New Matamoras PD	2
Washington CSO	45

The Washington CIT Program conducts 40-hour courses. On record at the CJ CCoE, we have the first course occurring in 2015 and the latest, in 2025. In Washington County there are 106 CIT-trained officers on record. They encompass 8 law enforcement agencies, of which 6 have participated.



CIT PARTICIPATION BY PROFESSION



Wood

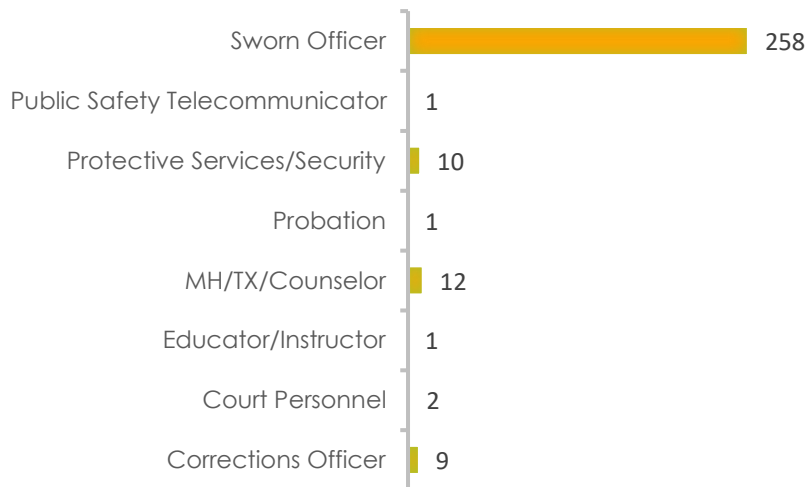
CIT Coordination: Jessica Hartman & Chief Michael Campbell

Bloomdale PD	0	Pemberville PD	5
Bowling Green PD	23	Perrysburg PD	29
Bowling Green State Univ	40	Perrysburg TWP PD	21
Bradner PD	7	Risingsun PD	0
Haskins PD	3	Rossford PD	19
Lake TWP PD	5	Walbridge PD	4
Luckey PD	1	Wayne PD	0
N Baltimore PD	5	Wood CSO	50
Northwood PD	27	Wood PkD	4
Owens Comm College	13		

The Wood CIT Program conducts 32-hour courses. On record at the CJ CCoE, we have the first course occurring in 2012 and the latest, in 2025. In Wood County there are 257 CIT-trained officers on record. They encompass 19 law enforcement agencies, of which 16 have participated. In 2013, the CJ CCoE conducted an adult mental health SIM mapping. In 2014, the CJ CCoE conducted a juvenile mental health SIM mapping.



CIT PARTICIPATION BY PROFESSION



Ashland • Putnam

The following counties do not have an active CIT program; however, they participate in other communities' CIT training courses. The table below encompasses their participation.

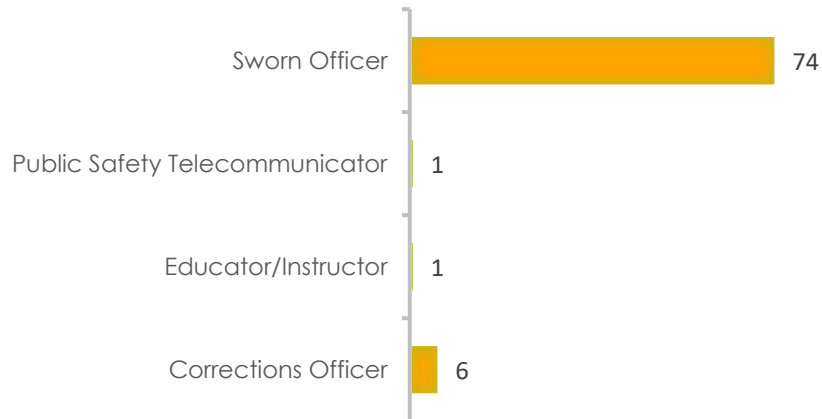
Ashland County CIT-Trained Officers by Department

Ashland CSO	33
Ashland PD	32
Hayesville PD	0
Loudonville PD	4
Mifflin PD	0

Putnam County CIT-Trained Officers by Department

Belmore PD	0	Leipsic PD	0
Columbus Grove PD	0	Ottawa PD	0
Continental PD	0	Ottoville PD	0
Fort Jennings PD	0	Pandora PD	0
Glandorf PD	0	Putnam CSO	3
Kalida PD	0		

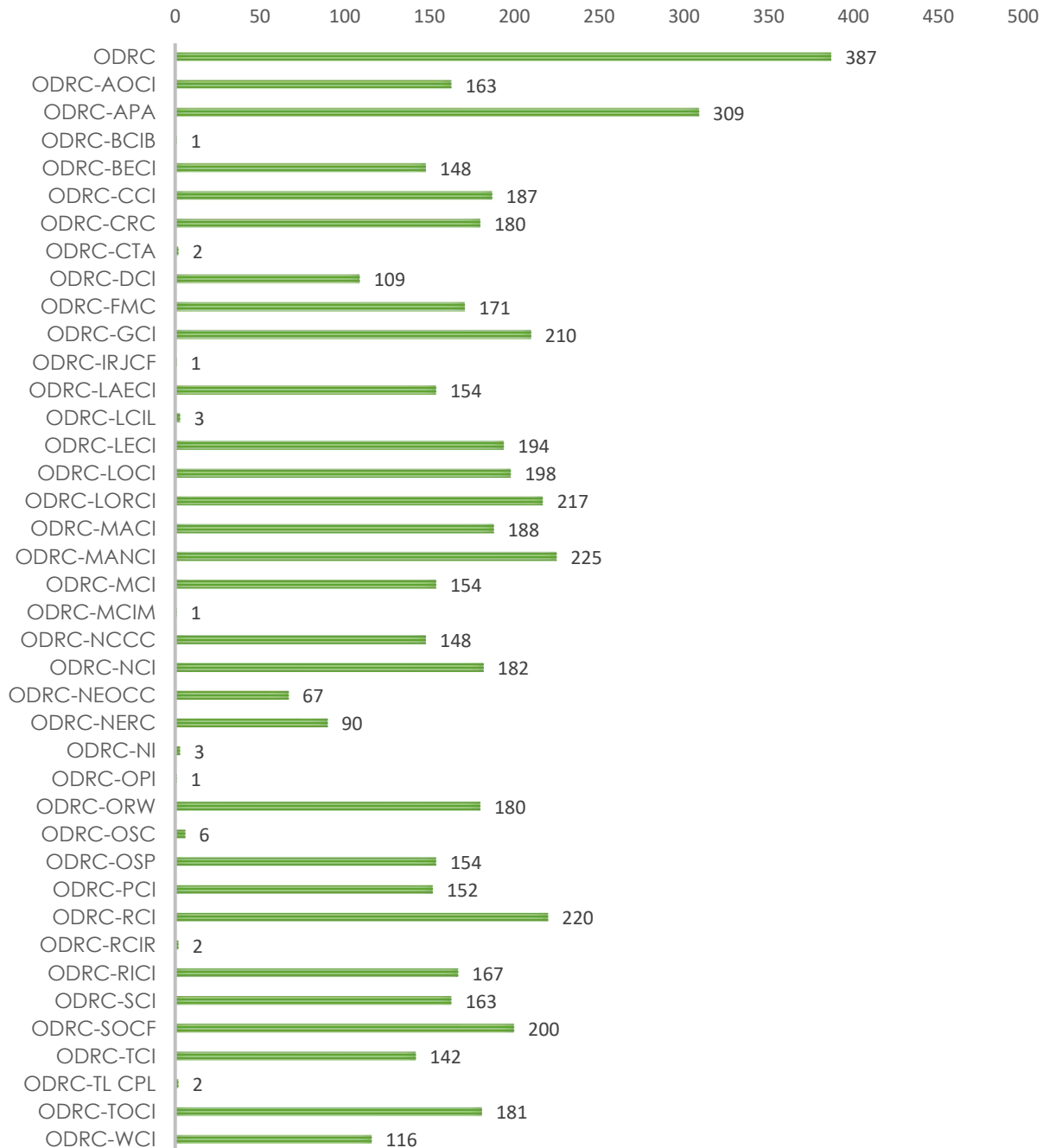
CIT PARTICIPATION BY PROFESSION



Ohio Department of Rehabilitation & Corrections

CIT Coordination: Joel Nussbaum & Gail DeWolf

The following chart illustrates the number of professionals trained at each one of the ODRC facilities. Participants may include *Sworn Officer, Parole, Social/Caseworker, Corrections Officer, Admin/Board Member, MH/TX/Counselor, RN/DR/Caregiver, Educator/Instructor, and Other/Unknown*. The first bar on the graph shows individuals who did not have a facility specified in their training record. For a comprehensive list of facilities under ODRC visit drc.ohio.gov/about/facilities



Active Sworn Officer Count April 2022

In December of 2021, the CJ CCoE set out to answer questions about CIT training and retention of officers across Ohio's CIT programs, similar to the CJ CCoE 2016 Point-in-Time Count. Without synchronized systems to unify hiring, training, transfer, and separation records, it is challenging to uncover these answers. Given the constraints and like any point-in-time count, this is only a snapshot of active CIT-trained officers as of April 2022.

Through a public records request (PRR) fulfilled by the Ohio Attorney General's Office in April 2022 and the CJ CCoE Ohio CIT Training database (OCIT DB), a formula was used to automatically match officers between data sets. The OCIT DB includes all professions trained, so all names were reviewed (N = 22,651). Matching took place based on multiple variables: full name, suffixes, place of employment, profession, training course(s) completed, and hire date. Verification was necessary to ensure that matches were not false negatives or false positives, and close attention was paid to match common or duplicate names.

Of those sworn officers who took the CIT Patrol Officer Training Course and were found to be active on the Attorney General's Office payroll report for April 2022, the following questions were answered:

How many sworn officers, trained in the CIT Patrol Officer Training Course, were active as of April 2022?

10,690

What is the likeliest retention rate for all officers trained and still active (1/1/2000-4/21/2022)?

10,690 / 14,818 (all trained sworn officers) = **72%**

The 2016 Point-in-Time Count, also conducted by CJ CCoE staff, found the same retention rate of 72% using different methods. For more information on this most recent study or the 2016 Point-in-Time Count, please email us: cjccoe@neomed.edu.

Ohio CIT Program Coordinator Directory

All CIT Program Coordinators are listed below, alphabetically. Each name links to their email.

Adams/Lawrence/Scioto Amy Hamm	Darke/Miami/Shelby (Tri-County) Beth Buchanan Brad Reed	Lucas Latrice Flowers
Allen/Auglaize/Hardin Sergeant Dan Harmon (Retired)	Defiance/Fulton/Henry/Williams BJ Horner Bethany Shirkey	Mahoning Michelle Werth Detective Sergeant Jerry Fulmer
Ashland David Ross	Delaware/Morrow Rhianna Mattix Officer Bob Hatcher (Retired)	Medina Gail Houk
Ashtabula Kaitie Park-Hart	Erie/Huron/Ottawa/Sandusky/ Seneca/Wyandot NW OH CIT Chief David Olds (Retired) Rebecca Kaser	Mercer/Paulding/Van Wert Alicia Bruce Rachel Williams
Athens/Hocking/Vinton Sherri Tyree Lieutenant Stephen Noftz	Fairfield Dawn Good Toni Ashton	Montgomery Kimberly Priester Larry Sexton Officer James Hardin
Belmont/Harrison/Monroe Patty Allen	Fayette/Highland/Pickaway/Pike/ Ross Paint Valley Kelly Dennis Vonda Kern Chief Ron Meyers	ODRC Joel Nussbaum Gail DeWolf
Brown Deanna Vietze	Franklin Karly Tennant LT Michael Voorhis	OSHP Lieutenant Molly Harris
Butler Rhonda Benson Officer Matthew Kellum	Gallia/Jackson/Meigs Angela Stowers Josi Patterson	Portage Karyn Kravetz Gina Dufour Officer Josh Bartholomew
Carroll/Tuscarawas Jenna M. Kanter	Geauga Ian DeWalt	Preble Autumn Cooper
Champaign/Logan Sarah Ferguson Chief Joe Freyhof	Hamilton RET OFC Beth Roach	Richland Sergeant Mark Perry (Retired) Aubrie Hall
Clarke/Greene/Madison Adam Kempf Evan Curtin	Hancock SGT Andrew Rudnik PST Bethany Nessler Liana Gott	Stark Delaney Green Major Jeremy Novelli
Clermont Denny Moell Officer Chad Lutson	Holmes/Wayne Dawn Ross	Summit Dr. Doug Smith Sergeant Ralph Stover
Clinton/Warren Lieutenant Wally Stacy	Jefferson Dan Obertance	Trumbull John Myers Daniela Ghizzoni
Columbiana Lori Colian Detective Richard Whitfield	Knox/Licking Daniel Cuciak	Union MacKenzie Poling Officer Amy Findlay
Coshocton/Guernsey/Morgan/ Muskingum/Noble/Perry Six County Jamie McGrew	Lake Jamie Dials Sergeant Doug Olp (Retired)	Washington Tim Hahn Captain Matthew Martin
Crawford/Marion Jennifer Jennette	Lorain Arielle Edwards	Wood Jessica Hartman Chief Michael Campbell

This report was completed by staff at the Ohio Criminal Justice Coordinating Center of Excellence in cooperation with Ohio's CIT Coordinators and their community partners. For more information or to make inquiries about this report, **please contact Mokal Banyasz:**

mbanyasz@neomed.edu
330.325.6702



**CRIMINAL JUSTICE
COORDINATING CENTER
of EXCELLENCE**
A NEOMED CCoE